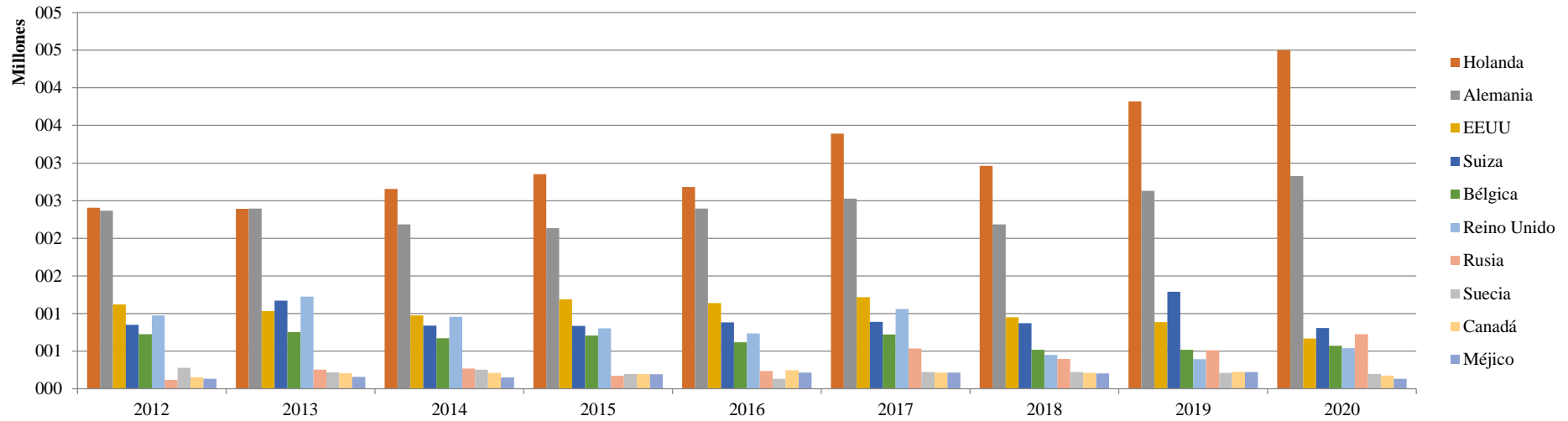




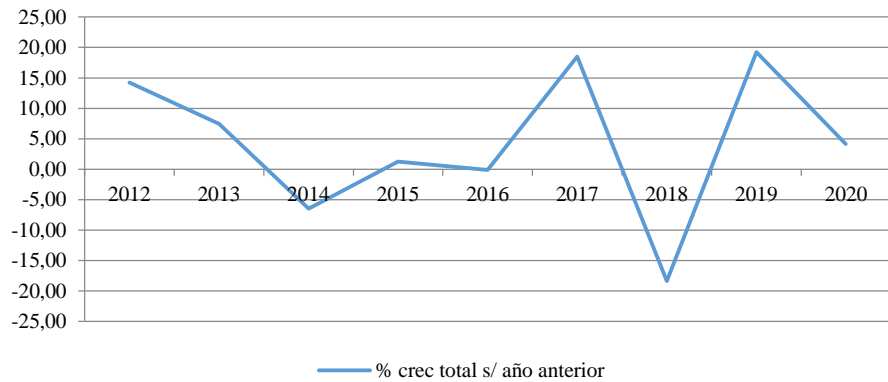
**TOP 10 Países evolución anual exportaciones D.O. Rueda (VINO BLANCO + VINO TINTO) bot 3/4**

PAISES	2012	2013	2014	2015	2016	2017	2018	2019	2020	% s/DO	% crec 2020/2019
Holanda	2.405.962	2.392.204	2.654.659	2.853.324	2.680.038	3.389.379	2.961.312	3.818.047	4.500.281	35,06	17,87
Alemania	2.366.102	2.393.971	2.184.455	2.135.519	2.393.874	2.528.169	2.185.521	2.630.359	2.828.852	22,04	7,55
EEUU	1.120.732	1.031.824	976.387	1.191.056	1.138.464	1.218.222	951.761	886.578	668.519	5,21	-24,60
Suiza	851.913	1.173.316	840.982	835.440	882.212	890.962	872.427	1.287.897	808.415	6,30	-37,23
Bélgica	726.442	755.422	672.836	707.898	617.326	723.124	518.103	517.679	571.209	4,45	10,34
Reino Unido	974.882	1.226.083	959.271	804.004	736.185	1.060.884	452.584	395.562	538.380	4,19	36,11
Rusia	119.719	254.772	270.115	173.156	236.916	536.312	397.492	510.833	726.405	5,66	42,20
Suecia	279.408	220.545	255.290	198.234	133.769	221.137	222.111	211.059	197.097	1,54	-6,62
Canadá	154.452	206.593	211.973	198.651	248.717	215.770	213.554	225.033	176.823	1,38	-21,42
Méjico	132.675	157.874	152.653	195.382	214.656	215.457	204.984	223.795	134.688	1,05	-39,82
<b>TOTAL TOP 10 Países</b>	9.132.287	9.812.604	9.178.621	9.292.664	9.282.157	10.999.416	8.979.849	10.706.842	11.150.669		
% crec total s/ año anterior	14,23	7,45	-6,46	1,24	-0,11	18,50	-18,36	19,23	4,15		
% 10 s/DO	84,47	82,51	82,93	85,29	84,52	84,14	82,51	85,87	86,87		
<b>TOTAL EXPORT DO RUEDA</b>	10.810.732	11.892.940	11.068.072	10.895.266	10.981.839	13.072.991	10.883.837	12.469.260	12.836.057		<b>2,94%</b>

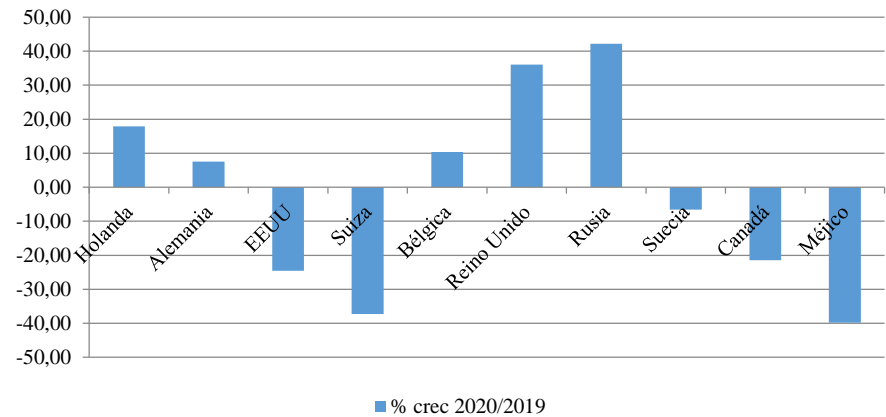
**TOP 10 Países evolución anual exportaciones DO Rueda (Blanco+Tinto) bot 3/4**



**Evolución tasa crecimiento total exportaciones TOP 10 países**



**Tasa de crecimiento exportaciones 2019-2020 por países**





## Evolución Anual Exportaciones D.O. Rueda (VINO BLANCO + VINO TINTO) bot 3/4

1/1

TOTALES EXPORTADOS A EUROPA						
PAISES	2015	2016	2017	2018	2019	2020
Alemania	2.135.519	2.393.874	2.528.169	2.185.521	2.630.359	2.828.852
Austria	53.306	39.110	56.347	41.622	40.002	27.370
Bélgica	707.898	617.326	723.124	518.103	517.679	571.209
Bulgaria	7.488	8.014	11.556	41.687	10.346	2.406
Chipre	11.800	5.700	3.928	6.157	5.371	4.236
Croacia	2.406	150	151	2.363		1.572
Dinamarca	140.268	129.046	151.943	105.776	185.234	87.556
Eslovaquia	6.930	5.622	3.664	2.506	5.212	4.488
Eslovenia	1.290				48	770
Estonia	14.513	11.382	29.252	15.995	14.725	13.308
Finlandia	22.662	19.318	15.499	15.799	7.736	24.435
Francia	142.438	162.160	179.649	183.721	159.794	142.136
Grecia			278	302	520	288
Holanda	2.853.324	2.680.038	3.389.379	2.961.312	3.818.047	4.500.281
Hungría	2.031	5.520	7.839	5.722	3.896	2.768
Irlanda	147.935	135.625	170.372	114.222	90.691	121.915
Italia	7.328	5.907	6.497	6.789	11.260	5.030
Letonia	7.690	7.267	7.067	38.596	8.421	43.725
Lituania	10.568	8.640	130.707	27.104	24.983	13.986
Luxemburgo	9.893	13.475	11.206	12.020	14.500	9.426
Malta	8.280	10.086	10.503	8.232	8.146	5.875
Polonia	75.490	146.926	123.962	99.808	146.735	98.389
Portugal	6.746	5.319	9.299	9.489	8.912	5.046
República Checa	52.757	20.726	18.730	26.149	27.327	16.885
Rumania	13.550	8.852	9.087	7.872	5.048	9.855
Suecia	198.234	133.769	221.137	222.111	211.059	197.097
<b>Total CEE</b>	<b>6.640.344</b>	<b>6.573.852</b>	<b>7.819.345</b>	<b>6.658.978</b>	<b>7.956.051</b>	<b>8.738.904</b>
Andorra	30.558	26.008	41.067	38.325	49.242	34.337
Islandia	6.360	4.446	6.938	5.024	6.103	2.220
Noruega	38.917	70.906	66.665	103.656	101.218	80.489
Rusia	173.156	236.916	536.312	397.492	510.833	726.405
Suiza	835.440	882.212	890.962	872.427	1.287.897	808.415
Reino Unido	804.004	736.185	1.060.884	452.584	395.562	538.380
OTROS		2.970		1.700	60	
<b>Total</b>	<b>1.888.435</b>	<b>1.959.643</b>	<b>2.602.828</b>	<b>1.871.208</b>	<b>2.350.915</b>	<b>2.190.246</b>
<b>TOTAL</b>	<b>8.528.779</b>	<b>8.533.495</b>	<b>10.422.173</b>	<b>8.530.186</b>	<b>10.306.966</b>	<b>10.929.150</b>
TOTALES EXPORTADOS A ASIA, AFRICA, AUSTRALIA y OCEANIA						
Australia	40.607	38.448	28.139	26.584	41.662	27.534
China	86.354	110.771	109.235	88.750	54.447	75.349
Corea	8.388	6.317	16.332	6.077	12.061	10.816
Filipinas	2.508	6.570	4.701	5.175	5.686	6.380
Emiratos U.	9.636	6.732	18.414	5.006	5.496	2.754
Hong-Kong	4.944	2.017				
India	900	1.470	605	1.211	302	
Israel	2.070	1.806	7.698	12.937	7.532	3.648
Kenia	534	666	2.370	1.015	949	1.001
Japón	225.832	146.656	187.525	123.995	144.805	137.280
Libano	900	960	1.088	1.602	1.995	
Marruecos	7.920	16.200	12.598	10.906	14.668	17.940
Singapur	6.661	6.882	6.400	12.964	7.463	8.757
Sudáfrica	492	600			181	840
Taiwan	4.620	13.758	6.574	20.155	7.392	6.066
OTROS			415			
<b>TOTAL</b>	<b>402.366</b>	<b>359.853</b>	<b>402.094</b>	<b>316.377</b>	<b>304.639</b>	<b>298.365</b>

2/2

TOTALES EXPORTADOS A CONTINENTE AMERICANO						
PAISES	2015	2016	2017	2018	2019	2020
Canadá	198.651	248.717	215.770	213.554	225.033	176.823
EEUU	1.191.056	1.138.464	1.218.222	951.761	886.578	668.519
Méjico	195.382	214.656	215.457	204.984	223.795	134.688
<b>Total</b>	<b>1.585.089</b>	<b>1.601.837</b>	<b>1.649.449</b>	<b>1.370.299</b>	<b>1.335.406</b>	<b>980.030</b>
Argentina	540	900	2.364	12.573	175	
Bahamas			6.746			2.316
Brasil	33.102	37.728	69.164	40.164	30.396	33.940
Chile	180		121	50	30	120
Colombia	78.444	123.156	100.583	87.623	134.935	229.826
Cuba	4.590	5.737	10.174	13.566	6.275	5.016
Ecuador			14.145	22.278	8.739	10.652
Guatemala	9.786	12.318	18.259	13.106	16.431	11.704
Honduras			262	790	1.272	522
Nicaragua	4.068	1.248	6.165	1.934	553	3.720
Panamá	35.442	38.640	45.412	46.779	46.815	36.668
Perú	81.750	98.514	116.844	202.554	142.016	186.408
Puerto Rico	12.218	18.345	18.849	13.295	11.766	10.938
R.Dominicana	38.209	51.759	73.138	71.526	71.115	56.831
Venezuela			1.234	350	2.206	4.314
OTROS					37	5.460
<b>Total</b>	<b>298.893</b>	<b>389.485</b>	<b>485.134</b>	<b>526.588</b>	<b>473.104</b>	<b>599.635</b>
<b>TOTAL</b>	<b>1.883.982</b>	<b>1.991.322</b>	<b>2.134.583</b>	<b>1.896.887</b>	<b>1.808.510</b>	<b>1.579.665</b>
<b>TOTAL MUNDO</b>	<b>10.815.127</b>	<b>10.884.670</b>	<b>12.958.850</b>	<b>10.743.450</b>	<b>12.420.115</b>	<b>12.807.180</b>