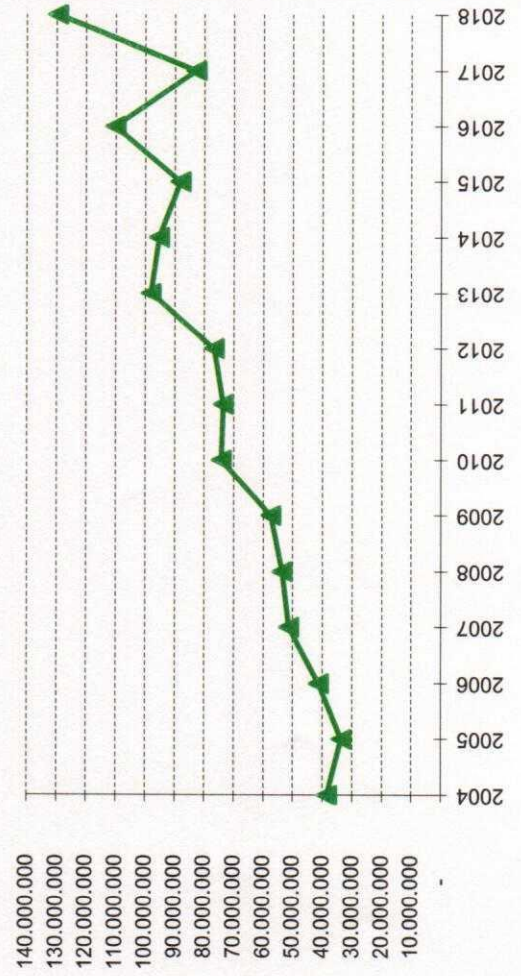




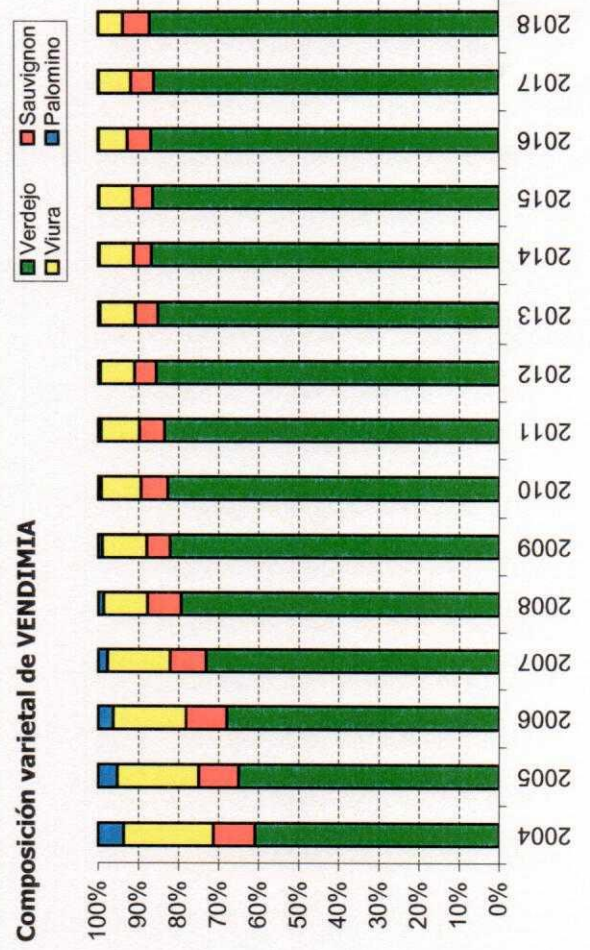
Producción acogida de UVA BLANCA por variedades

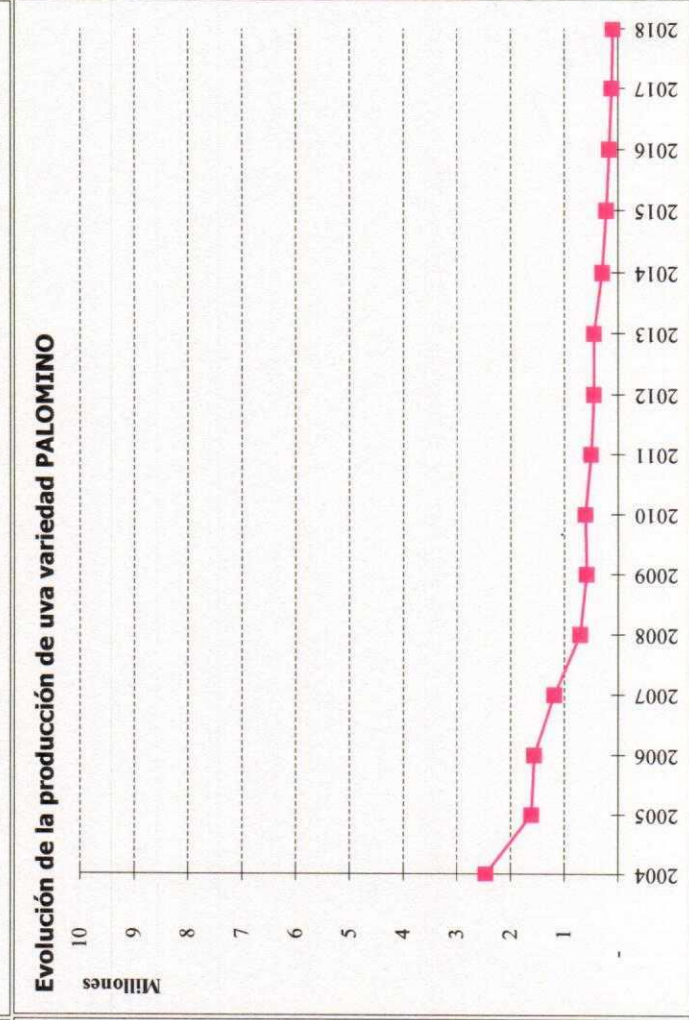
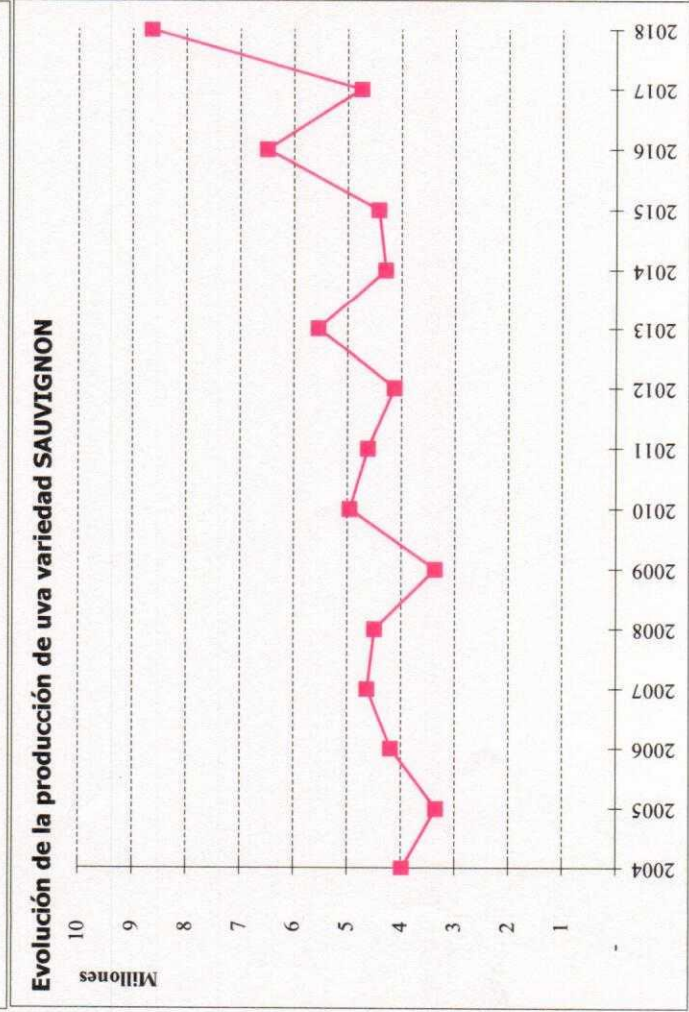
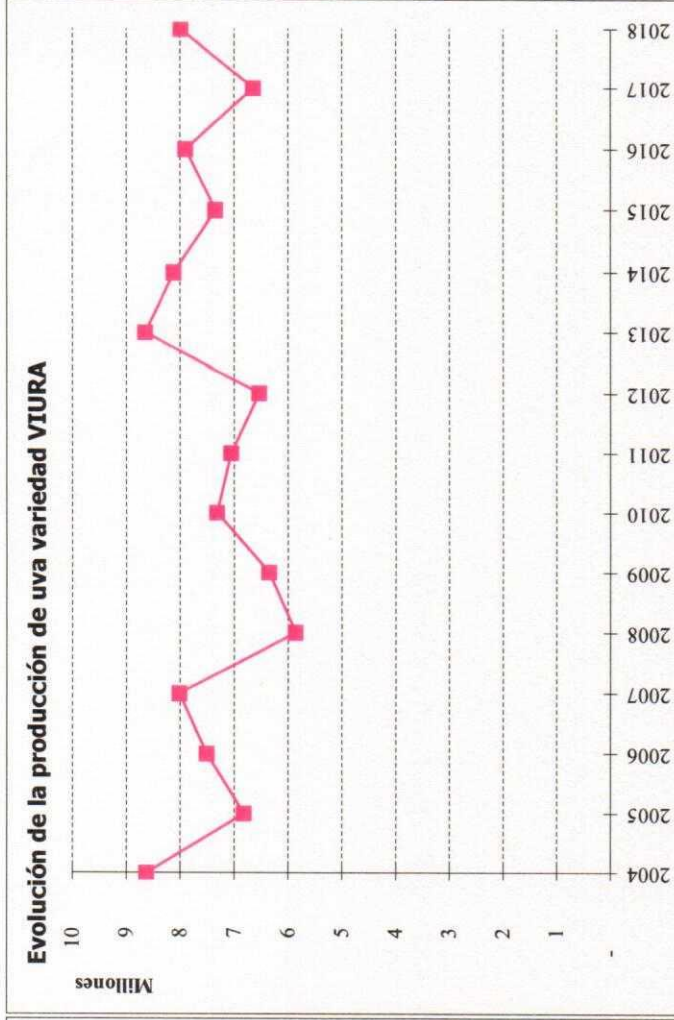
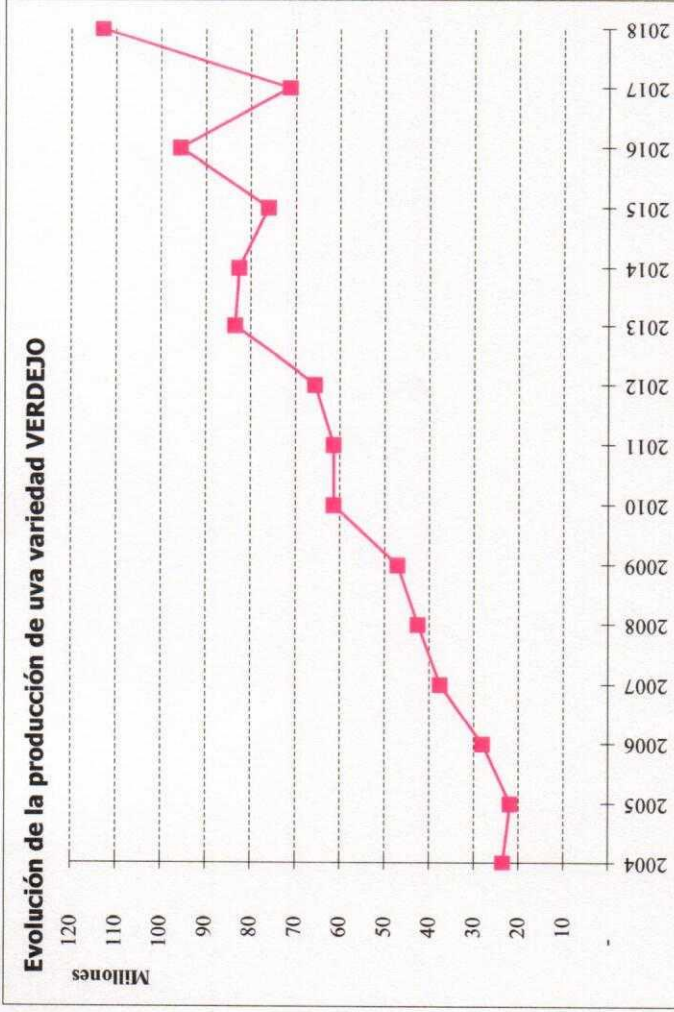
año	Verdejo	Viura	Palomino	Sauvignon	TOTAL
2004	23.453.511	8.626.285	2.463.612	3.982.713	38.526.121
2005	21.850.720	6.821.605	1.613.922	3.342.290	33.628.537
2006	28.027.489	7.500.491	1.559.256	4.189.231	41.276.467
2007	37.491.454	8.008.778	1.186.338	4.629.219	51.315.789
2008	42.504.736	5.859.427	705.048	4.488.381	53.557.592
2009	47.073.591	6.353.275	584.251	3.362.349	57.373.466
2010	61.345.136	7.311.305	613.346	4.949.718	74.219.505
2011	61.373.349	7.049.273	504.646	4.611.660	73.538.928
2012	65.562.813	6.535.613	448.243	4.124.853	76.671.522
2013	83.397.420	8.646.918	449.358	5.540.464	98.034.160
2014	82.583.758	8.111.344	295.973	4.291.165	95.282.240
2015	75.985.434	7.345.622	221.140	4.419.533	87.971.729
2016	95.585.606	7.896.245	164.241	6.495.310	110.141.402
2017	71.214.208	6.643.410	117.582	4.741.154	82.716.354
2018	112.857.972	7.985.160	94.492	8.640.527	129.578.151
crec s/ n-1	58,48%	20,20%	-19,64%	82,25%	56,65%

Evolución de la producción de uva BLANCA



Composición varietal de VENDIMIA





Evolución de la producción de uva BLANCA por variedad

