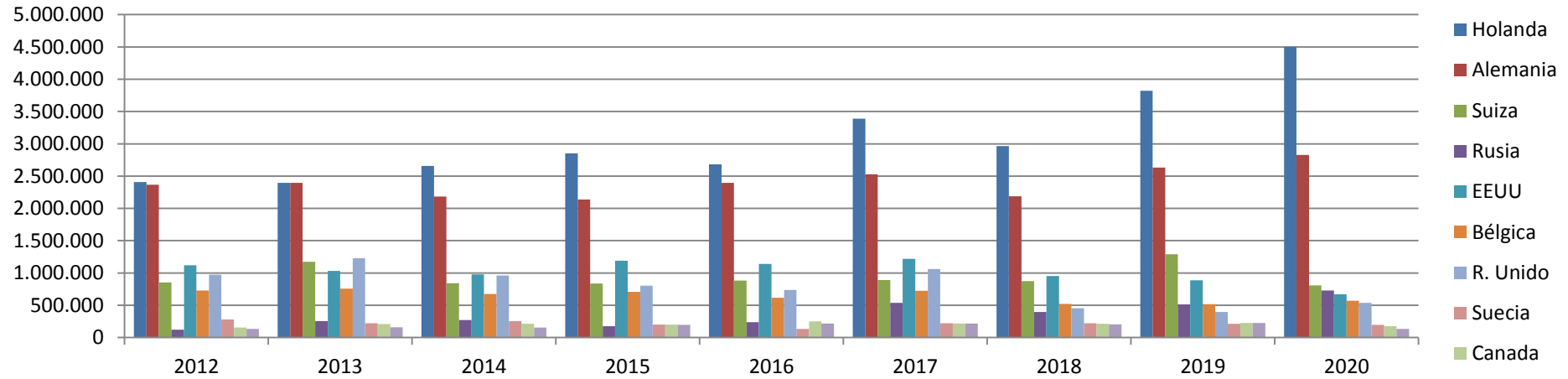




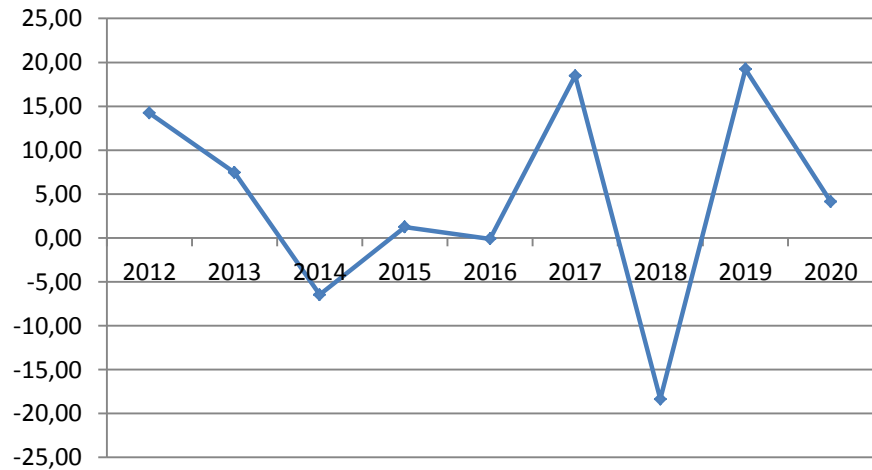
TOP 10 PAÍSES EVOLUCIÓN ANUAL EXPORTACIONES D.O. RUEDA VINO BLANCO, ROSADO Y TINTO (BOT. 3/4)

TOP 10 PAÍSES											
PAÍSES	2012	2013	2014	2015	2016	2017	2018	2019	2020	% s/DO	% crec 2019-2020
Holanda	2.406.442	2.393.284	2.655.139	2.853.720	2.681.178	3.389.802	2.962.842	3.819.655	4.501.607	34,84	17,85
Alemania	2.366.102	2.393.971	2.184.455	2.135.519	2.393.874	2.528.169	2.185.521	2.630.359	2.828.852	21,90	7,55
Suiza	851.913	1.173.316	840.982	835.440	882.212	890.962	872.427	1.287.897	808.415	6,26	-37,23
Rusia	119.719	254.772	270.115	173.156	236.916	536.312	397.492	510.833	726.405	5,62	42,20
EEUU	1.120.732	1.031.824	976.387	1.191.056	1.138.464	1.218.222	951.761	886.578	668.519	5,17	-24,60
Bélgica	726.442	755.422	672.836	707.898	617.326	723.124	518.103	517.679	571.209	4,42	10,34
R. Unido	974.912	1.226.083	959.271	804.004	736.425	1.060.884	452.584	395.707	538.380	4,17	36,06
Suecia	279.408	220.545	255.290	198.234	133.769	221.137	222.111	211.059	197.097	1,53	-6,62
Canada	154.452	206.593	211.973	198.651	248.717	215.770	213.554	225.033	176.823	1,37	-21,42
Méjico	132.675	157.874	152.653	195.382	214.656	215.457	204.984	223.795	134.688	1,04	-39,82
TOTAL TOP 10 Países	9.132.797	9.813.684	9.179.101	9.293.060	9.283.537	10.999.839	8.981.379	10.708.595	11.151.995		
% crecimiento	14,23	7,46	-6,47	1,24	-0,10	18,49	-18,35	19,23	4,14		
% Top 10 s/total DO	84,81	82,83	83,07	85,46	84,84	84,54	82,99	85,77	86,32		
TOTAL EXPORT DO RUEDA	10.769.072	11.848.322	11.049.335	10.873.625	10.942.697	13.012.091	10.822.176	12.485.066	12.919.002		3,48

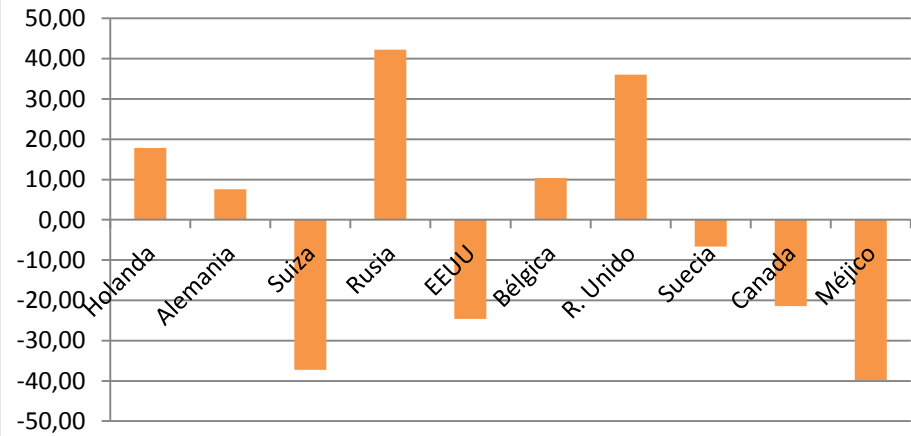
TOP 10 Países evolución anual exportaciones DO Rueda Vino Blanco, Rosado y Tinto (Bot 3/4)



Tasa de crecimiento total de las exportaciones DO Rueda



Tasa de crecimiento de las exportaciones DO Rueda 2019-2020



**EVOLUCIÓN ANUAL EXPORTACIONES D.O. RUEDA VINO
BLANCO, ROSADO Y TINTO (BOT. DE 3/4)**

1/3

EUROPA						
PAÍSES	2015	2016	2017	2018	2019	2020
Alemania	2.135.519	2.393.874	2.528.169	2.185.521	2.630.359	2.828.852
Austria	53.306	39.110	56.347	41.622	40.002	27.370
Bélgica	707.898	617.326	723.124	518.103	517.679	571.209
Bulgaria	7.488	8.014	11.556	41.687	10.346	2.406
Chipre	11.800	5.700	3.928	6.157	5.371	4.236
Croacia	2.406	150	151	2.363		1.572
Dinamarca	140.268	129.046	151.943	105.776	185.234	87.556
Eslovaquia	6.930	5.622	3.664	2.506	5.212	4.488
Eslovenia	1.290				48	770
Estonia	14.513	11.382	29.252	15.995	14.725	13.308
Finlandia	22.662	19.318	15.499	15.799	7.736	24.435
Francia	142.438	162.160	179.649	183.721	159.794	142.136
Grecia			278	302	520	288
Holanda	2.853.720	2.681.178	3.389.802	2.962.842	3.819.655	4.501.607
Hungría	2.031	5.520	7.839	5.722	3.896	2.768
Irlanda	147.935	135.625	170.372	114.222	90.691	121.915
Letonia	7.690	7.267	7.067	38.596	8.421	43.725
Lituania	10.568	8.640	130.707	27.104	24.983	13.986
Luxemburgo	9.893	13.475	11.206	12.020	14.500	9.426
Italia	7.328	5.907	6.497	6.789	11.260	5.030
Malta	8.280	10.086	10.503	8.232	8.146	5.875
Polonia	75.490	146.926	123.962	99.808	146.735	98.389
Portugal	6.746	5.319	9.299	9.489	8.912	5.046
Republica Checa	52.757	20.726	18.730	26.149	27.327	16.885
Rumania	13.550	8.852	9.087	7.872	5.048	9.855
Ucrania	10.944	5.526	6.135	22.554	17.163	19.503
Suecia	198.234	133.769	221.137	222.111	211.059	197.097
Total CEE	6.651.684	6.580.518	7.825.903	6.683.062	7.974.822	8.759.733
Albania	3.960	3.564	3.313	967	3.826	690
Andorra	30.558	26.008	41.067	38.325	49.242	34.337
Bielorusia			4.519	3.524	5.200	11.580
Bosnia-Herzegovina				30	181	960
Islandia	6.360	4.446	6.938	5.024	6.103	2.220
R. Unido	804.004	736.425	1.060.884	452.584	395.707	538.380
Liechstentein	360	600	196	681		
Noruega	38.917	70.906	66.665	103.656	101.218	80.489
Rusia	173.156	236.916	536.312	397.492	510.833	726.405
Serbia	3.762	3.840	726	242	1.445	
Suiza	835.440	882.212	890.962	872.427	1.287.897	808.415
OTROS	60					
Total Resto Europa	1.896.577	1.964.917	2.611.582	1.874.952	2.361.652	2.214.210
TOTAL	8.548.261	8.545.435	10.437.485	8.558.014	10.336.474	10.973.943

ASIA, ÁFRICA, AUSTRALIA Y OCEANÍA						
PAÍSES	2015	2016	2017	2018	2019	2020
Australia	40.607	38.448	28.139	26.584	41.662	27.534
Azerbaiyan	600	36				318
Bahrein						780
Camboya	708	396	242	60	619	2.622
China	86.354	110.771	109.235	88.750	54.447	75.349
Corea	8.388	6.317	16.332	6.077	12.061	10.816
Filipinas	2.508	6.570	4.701	5.175	5.686	6.380
Fiji		480				
Emiratos Arabes	9.636	6.732	18.414	5.006	5.496	2.754
Gabon		90				
Hong Kong	4.944	2.017				
India	900	1.470	605	1.211	302	
Indonesia	4.764	630	2.901	5.302		2.850
Israel	2.070	1.806	7.698	12.937	7.532	3.648
Islas Mauricio		240				
Kazajistan	6.792	12.282	2.116	5.018	2.062	1.119
Kenia	534	666	2.370	1.015	949	1.001
Kirguizistan	480	816				
Japón	225.832	146.656	187.525	123.995	144.805	137.280
Jordania	120	240	544	423	1.330	1.058
Libano	900	960	1.088	1.602	1.995	
Liberia	2.130	390				
Qatar			484		431	29.042
Maldivas	240	960	544	1.355	1.002	480
Malasia	3.728	3.433	3.947	6.409	5.875	5.610
Marruecos	7.920	16.200	12.598	10.906	14.668	17.940
Myanmar					605	
Namibia			115			
Nueva Caledonia						
Nueva Zelanda	1.214	812	1	1.432	1.083	1.670
Oman		1.920				
Paraguay				825	242	870
Polinesia Francesa			169			
R.A.E. Hong Kong			8.080	10.835	11.335	1.363
Singapur	6.661	6.882	6.400	12.964	7.463	8.757
Sudáfrica	492	600			181	840
Tailandia	1.680	1.884	847	181	2.093	924
Taiwan	4.620	13.758	6.574	20.155	7.392	6.066
Tanzania						
Togo	180	60				
Turquía	180		448		60	2.220
Uganda						
Uzbekistán			145			
Vietnam	951	1.488	302	822	1.826	480
OTROS						
TOTAL	426.133	386.010	422.564	349.039	333.227	349.771

AMÉRICA						
PAÍSES	2015	2016	2017	2018	2019	2020
Canada	198.651	248.717	215.770	213.554	225.033	176.823
EEUU	1.191.056	1.138.464	1.218.222	951.761	886.578	668.519
Méjico	195.382	214.656	215.457	204.984	223.795	134.688
Total	1.585.089	1.601.837	1.649.449	1.370.299	1.335.406	980.030
Antillas Menores	120					
Antigua y Barbuda	120					
Argentina	540	900	2.364	12.573	175	
Armenia	180			151		60
Aruba			363		91	
Bahamas			6.746			2.316
Belice	12		91			
Bermudas			169	151	97	558
Brasil	33.102	37.728	69.164	40.164	30.396	33.940
Chile	180		121	50	30	120
Colombia	78.444	123.156	100.583	87.623	134.935	229.826
Costa de Marfil	30	30		60		
Cuba	4.590	5.737	10.174	13.566	6.275	5.016
Ecuador			14.145	22.278	8.739	10.652
El Salvador	2.760	4.200	2.116	3.022	2.200	2.040
Ghana	2.028			2.720	161	30
Guatemala	9.786	12.318	18.259	13.106	16.431	11.704
Guam			307	151		
Guinea Ecuatorial	595	930	362	242	514	1.446
Honduras			262	790	1.272	522
Islas Caimán	168	636	338	677	846	504
Islas Guadalupe						
Islas Vírgenes USA			653			2
Nyanmar	660	600				
Nicaragua	4.068	1.248	6.165	1.934	553	3.720
Panama	35.442	38.640	45.412	46.779	46.815	36.668
Costa Rica	8.287	8.830	12.975	11.062	2.973	15.993
Perú	81.750	98.514	116.844	202.554	142.016	186.408
Pequeñas Antillas	60					
Puerto Rico	12.218	18.345	18.849	13.295	11.766	10.938
R. Dominic.	38.209	51.759	73.138	71.526	71.115	56.831
Rota	588	384				432
Seychelles			85		10	18
Trinidad			42			
Uruguay			1.632		343	1.200
Venezuela			1.234	350	2.206	4.314
OTROS	37	5.460				
Total	314.142	409.415	502.593	544.824	479.959	615.258
TOTAL	1.899.231	2.011.252	2.152.042	1.915.123	1.815.365	1.595.288

TOTAL MUNDO						
PAÍSES	2015	2016	2017	2018	2019	2020
TOTAL MUNDO	10.873.625	10.942.697	13.012.091	10.822.176	12.485.066	12.919.002