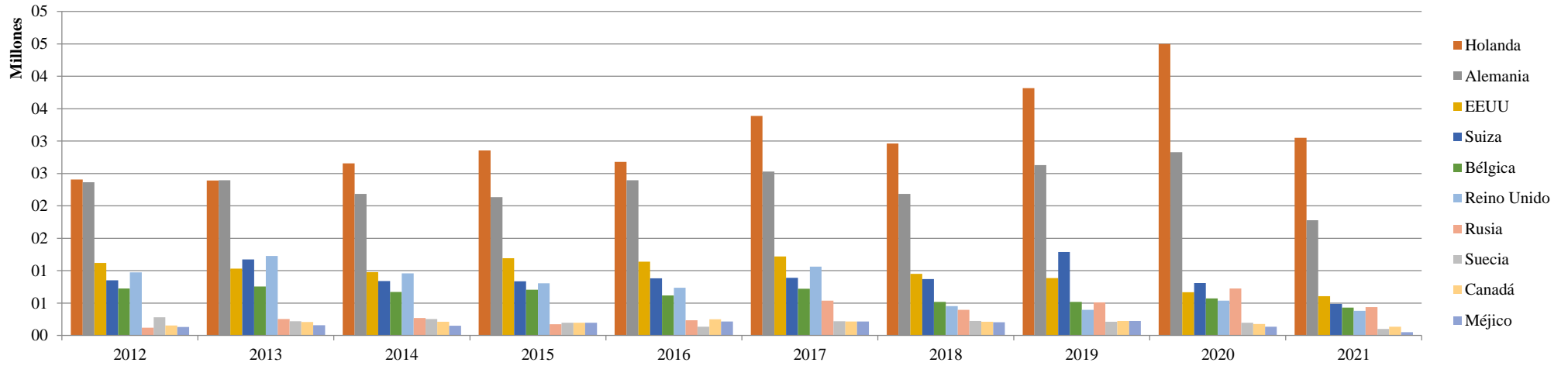




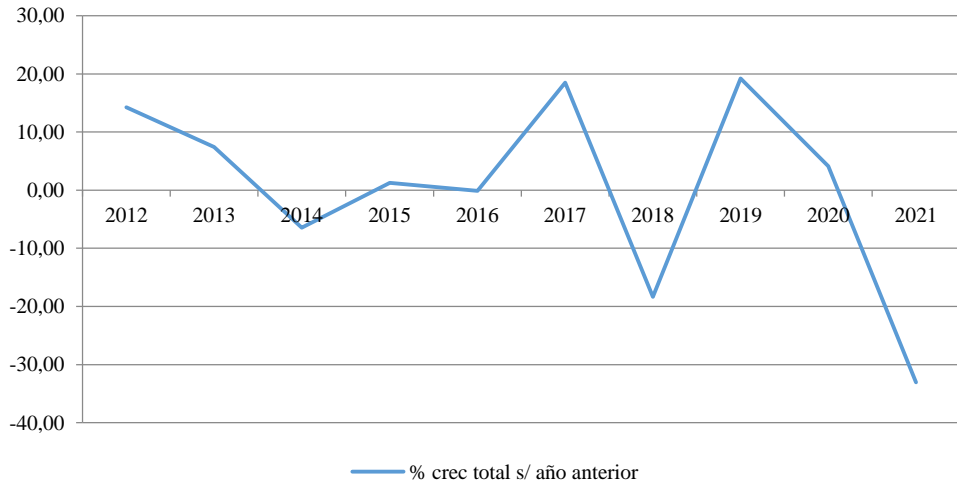
**TOP 10 Países Evolución Primer Período (01/01-31/07) Exportaciones D.O. Rueda
(VINO BLANCO + VINO TINTO) bot 3/4**

PAISES	2012	2013	2014	2015	2016	2017	2018	2019	2020	2021	% s/DO	% crec
Holanda	2.405.962	2.392.204	2.654.659	2.853.324	2.680.038	3.389.379	2.961.312	3.818.047	4.500.281	3.052.254	33,75	17,87
Alemania	2.366.102	2.393.971	2.184.455	2.135.519	2.393.874	2.528.169	2.185.521	2.630.359	2.828.852	1.778.179	19,66	7,55
EEUU	1.120.732	1.031.824	976.387	1.191.056	1.138.464	1.218.222	951.761	886.578	668.519	607.869	6,72	-24,60
Suiza	851.913	1.173.316	840.982	835.440	882.212	890.962	872.427	1.287.897	808.415	489.684	5,42	-37,23
Bélgica	726.442	755.422	672.836	707.898	617.326	723.124	518.103	517.679	571.209	429.820	4,75	10,34
Reino Unido	974.882	1.226.083	959.271	804.004	736.185	1.060.884	452.584	395.562	538.380	380.185	4,20	36,11
Rusia	119.719	254.772	270.115	173.156	236.916	536.312	397.492	510.833	726.405	439.310	4,86	42,20
Suecia	279.408	220.545	255.290	198.234	133.769	221.137	222.111	211.059	197.097	99.178	1,10	-6,62
Canadá	154.452	206.593	211.973	198.651	248.717	215.770	213.554	225.033	176.823	133.931	1,48	-21,42
Méjico	132.675	157.874	152.653	195.382	214.656	215.457	204.984	223.795	134.688	51.720	0,57	-39,82
TOTAL TOP 10 Países	9.132.287	9.812.604	9.178.621	9.292.664	9.282.157	10.999.416	8.979.849	10.706.842	11.150.669	7.462.130		
% crec total s/ año anterior	14,23	7,45	-6,46	1,24	-0,11	18,50	-18,36	19,23	4,15	-33,08		
% 10 s/DO	84,47	82,51	82,93	122,11	121,72	123,02	115,75	118,89	123,31	82,52		
TOTAL EXPORT DO RUEDA	10.810.732	11.892.940	11.068.072	7.609.970	7.625.526	8.941.487	7.758.109	9.005.513	9.042.536	9.042.536		0,41%

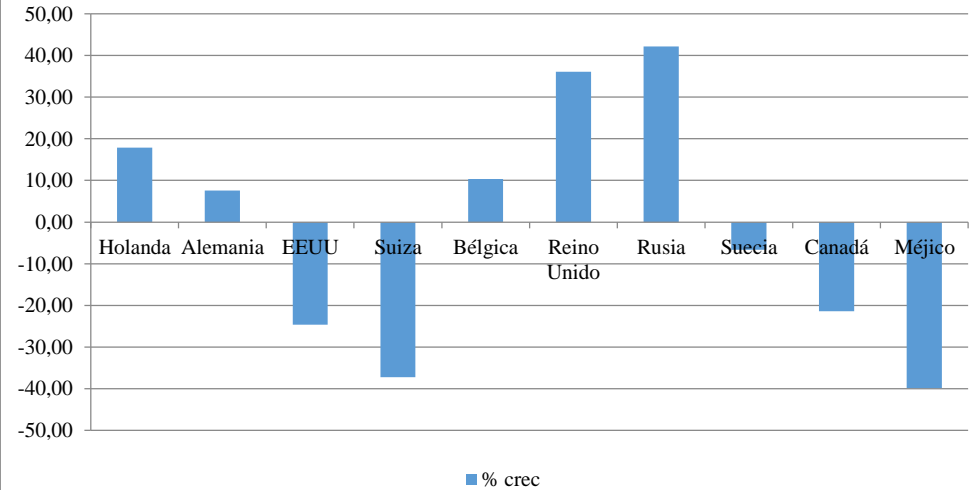
TOP 10 Países evolución 1º período exportaciones DO Rueda (Blanco+Tinto) bot 3/4



Evolución tasa crecimiento total exportaciones TOP 10 países



Tasa de crecimiento exportaciones 2019-2020 por países





Evolución Primer Período (01/01-31/07) Exportaciones D.O. Rueda (VINO BLANCO + VINO TINTO) bot 3/4

1/1

TOTALES EXPORTADOS A EUROPA							
PAISES	2015	2016	2017	2018	2019	2020	2021
Alemania	1.448.176	1.632.682	1.648.983	1.546.989	1.862.000	1.906.101	1.778.179
Austria	39.043	24.900	39.221	25.348	26.761	20.323	15.621
Bélgica	491.727	351.739	464.821	258.583	335.235	337.822	429.820
Bulgaria	3.372	4.702	9.284	41.470	8.097	1.926	3.368
Chipre	6.820	5.280	3.747	2.333	2.050	2.416	1.918
Croacia	2.130	120	151	1.227			60
Dinamarca	106.252	101.578	112.634	73.065	145.254	56.357	104.408
Eslovaquia	5.820	4.722	2.080	1.369	2.817	4.284	2.664
Eslovenia	300					576	
Estonia	13.073	5.862	18.310	6.252	8.674	9.486	6.257
Finlandia	15.720	15.681	8.807	12.672	2.735	20.684	9.586
Francia	104.627	116.292	122.544	142.667	106.015	106.987	90.117
Grecia			218	302	375	144	599
Holanda	1.778.494	1.614.897	2.200.671	1.952.555	2.299.578	3.075.468	3.052.254
Hungría	1.223	3.022	5.085	3.365	1.874	1.802	1.548
Irlanda	85.241	78.431	92.008	71.232	52.309	82.731	87.242
Italia	6.499	4.415	4.490	5.381	8.427	3.642	3.000
Letonia	5.602	5.125	5.078	21.519	6.651	29.328	128.628
Lituania	4.338	3.984	69.779	6.828	19.819	6.216	8.140
Luxemburgo	8.093	11.769	6.690	7.498	9.392	7.644	11.802
Malta	4.848	7.848	7.108	5.996	4.075	4.002	4.177
Polonia	43.961	65.272	48.401	62.352	112.611	68.559	80.718
Portugal	4.848	4.239	7.842	5.398	7.308	3.438	2.059
República Checa	22.161	13.696	10.951	18.108	20.158	11.041	9.402
Rumania	11.436	5.630	6.064	5.748	3.787	6.173	6.753
Suecia	79.702	49.059	95.795	151.489	104.665	77.109	99.178
Total CEE	4.293.506	4.130.945	4.990.762	4.429.746	5.150.667	5.844.259	5.937.498
Andorra	17.708	16.749	25.017	21.932	28.998	19.519	20.174
Islandia	4.260	3.036	4.182	2.455	3.987	1.800	1.110
Noruega	13.917	44.260	43.194	74.168	68.133	57.961	37.322
Rusia	95.093	120.656	332.329	157.771	274.662	347.186	439.310
Suiza	468.988	519.947	561.159	607.911	1.096.092	640.679	489.684
Reino Unido	430.113	433.298	448.582	250.862	269.825	253.102	380.185
OTROS							
Total	1.030.079	1.137.946	1.414.463	1.115.099	1.741.697	1.320.247	1.367.785
TOTAL	5.323.585	5.268.891	6.405.225	5.544.845	6.892.364	7.164.506	7.305.283
TOTALES EXPORTADOS A ASIA, AFRICA, AUSTRALIA y OCEANIA							
Australia	32.536	30.203	21.725	12.754	18.365	20.874	11.676
China	53.105	79.618	67.383	50.098	15.156	25.702	73.442
Corea	4.120	3.580	11.012	4.565	10.126	6.724	128.226
Filipinas	1.170	2.922	3.804	985	3.782	3.638	2.551
Emiratos U.	6.780	4.092	4.909	2.455	1.793	1.134	12.582
Hong-Kong	2.938	967					
India	900	1.470	605	1.211			
Israel	1.110	600	6.680	10.694	7.230	1.320	2.942
Kenia	522	138	272	1.015	828	540	
Japón	150.782	92.556	104.730	73.067	75.092	52.348	130.429
Líbano				877	846		240
Marruecos	1.440	4.800	5.441	7.061	4.730	6.702	9.930
Singapur	1.700	4.698	3.451	9.117	3.962	4.910	4.333
Sudafrica	492	600					120
Taiwan	2.946	11.238	4.274	18.069	2.261	774	3.072
OTROS							
TOTAL	402.403	365.313	401.679	316.377	304.639	298.365	298.365

TOTALES EXPORTADOS A CONTINENTE AMERICANO							
PAISES	2015	2016	2017	2018	2019	2020	2021
Canadá	133.035	148.055	108.790	135.255	161.047	98.296	133.931
EEUU	692.981	723.646	771.069	550.888	469.325	442.283	607.869
Méjico	116.268	123.656	151.288	95.336	132.209	51.720	51.720
Total	942.284	995.357	1.031.147	781.479	762.581	592.299	793.520
Argentina	540	240	2.086	1.112	48		372
Bahamas						1.908	1.911
Brasil	19.662	24.408	29.186	25.202	20.668	3.456	46.932
Chile	180				30		300
Colombia	47.244	43.230	42.485	21.460	75.720	149.732	168.186
Cuba	2.712	2.808	5.097	11.662	3.644	3.084	1.998
Ecuador			1.088	14.624	4.096	1.320	9.172
Guatemala	7.416	10.848	13.583	8.494	12.803	6.552	6.246
Honduras			262	306	1.259	462	840
Nicaragua	1.680	852	5.017	60		1.020	1.200
Panamá	20.280	21.054	23.712	26.058	26.271	23.418	26.042
Perú	55.320	50.820	59.897	160.302	57.039	68.790	111.058
Puerto Rico	8.684	12.190	15.283	9.589	6.536	6.690	4.122
R.Dominicana	15.696	26.540	32.383	33.369	28.706	19.038	48.110
Venezuela			1.234	36	997	3.204	1.920
OTROS	37	5.460					
Total	179.667	198.810	231.778	312.274	238.059	289.874	428.601
TOTAL	1.121.951	1.194.167	1.262.925	1.093.753	1.000.640	882.173	1.222.121
TOTAL MUNDO	7.609.970	7.625.526	8.941.487	7.758.109	9.005.513	9.042.536	9.042.536