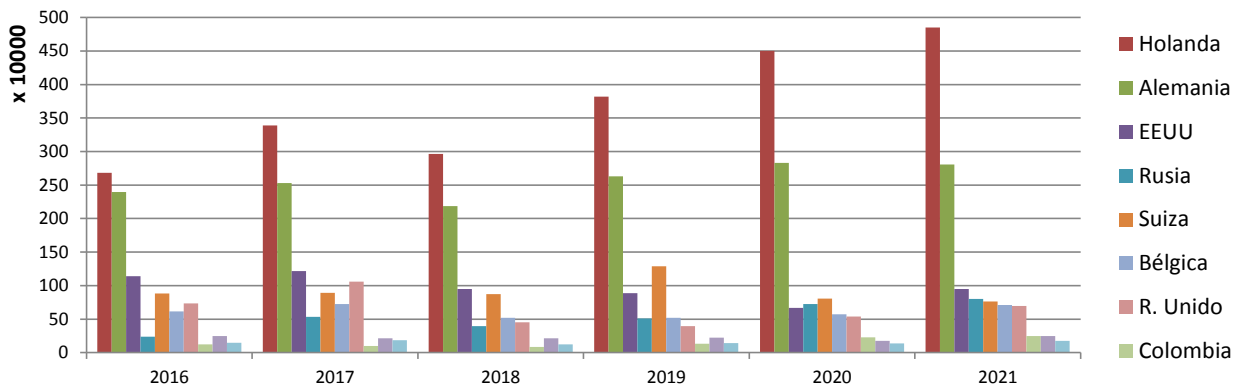


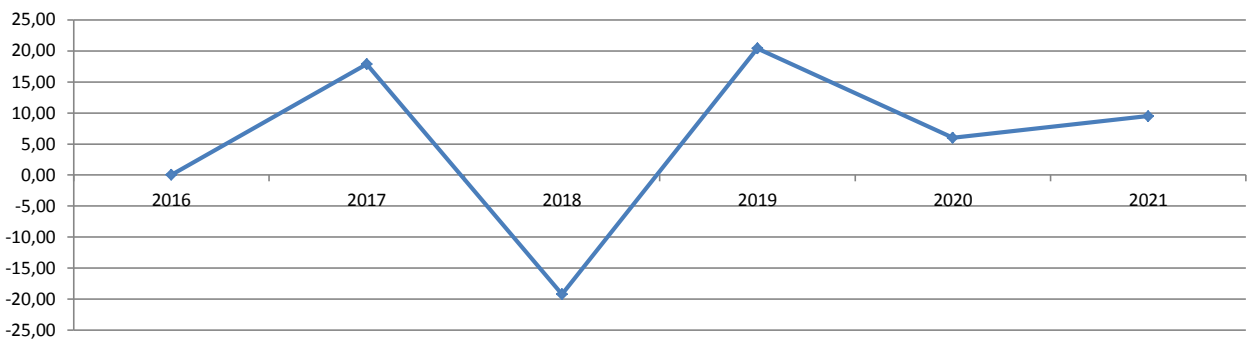
**TOP 10 PAÍSES EVOLUCIÓN ANUAL EXPORTACIONES D.O.
RUEDA VINO BLANCO, ROSADO Y TINTO (BOT. 3/4)**

TOP 10 PAÍSES								
PAÍSES	2016	2017	2018	2019	2020	2021	% s/DO	% crec 2020-2021
Holanda	2.681.178	3.389.802	2.962.842	3.819.655	4.501.607	4.848.384	33,70	7,70
Alemania	2.393.874	2.528.169	2.185.521	2.630.359	2.828.852	2.807.668	19,52	-0,75
EEUU	1.138.464	1.218.222	951.761	886.578	668.519	949.760	6,60	42,07
Rusia	236.916	536.312	397.492	510.833	726.405	802.685	5,58	10,50
Suiza	882.212	890.962	872.427	1.287.897	808.415	765.528	5,32	-5,31
Bélgica	617.326	723.124	518.103	517.679	571.209	712.205	4,95	24,68
R. Unido	736.425	1.060.884	452.584	395.707	538.380	694.908	4,83	29,07
Colombia	123.156	100.583	87.623	134.935	229.826	245.532	1,71	6,83
Canada	248.717	215.770	213.554	225.033	176.823	245.448	1,71	38,81
Japón	146.656	187.525	123.995	144.805	137.280	176.701	1,23	28,72
TOTAL TOP 10 Países	9.204.924	10.851.353	8.765.902	10.553.481	11.187.316	12.248.819		
% crecimiento	0,01	17,89	-19,22	20,39	6,01	9,49		
% Top 10 s/total DO	84,12	83,39	81,00	84,53	86,60	85,15		
TOTAL EXPORT DO RUEDA	10.942.697	13.012.091	10.822.176	12.485.066	12.919.002	14.385.226		11,35

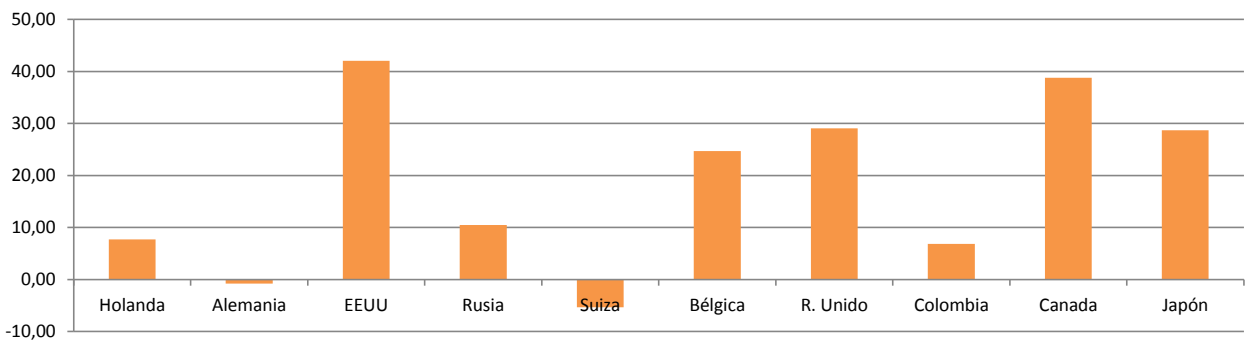
TOP 10 Países evolución anual exportaciones DO Rueda Vino Blanco, Rosado y Tinto (Bot 3/4)



Tasa de crecimiento total de las exportaciones DO Rueda



Tasa de crecimiento de las exportaciones DO Rueda 2020-2021



EUROPA						
PAÍSES	2016	2017	2018	2019	2020	2021
Alemania	2.393.874	2.528.169	2.185.521	2.630.359	2.828.852	2.807.668
Austria	39.110	56.347	41.622	40.002	27.370	22.431
Bélgica	617.326	723.124	518.103	517.679	571.209	712.205
Bulgaria	8.014	11.556	41.687	10.346	2.406	4.754
Chipre	5.700	3.928	6.157	5.371	4.236	3.148
Croacia	150	151	2.363		1.572	300
Dinamarca	129.046	151.943	105.776	185.234	87.556	138.260
Eslovaquia	5.622	3.664	2.506	5.212	4.488	4.818
Eslovenia				48	770	132
Estonia	11.382	29.252	15.995	14.725	13.308	12.140
Finlandia	19.318	15.499	15.799	7.736	24.435	13.858
Francia	162.160	179.649	183.721	159.794	142.136	144.045
Grecia		278	302	520	288	1.811
Holanda	2.681.178	3.389.802	2.962.842	3.819.655	4.501.607	4.848.384
Hungría	5.520	7.839	5.722	3.896	2.768	3.054
Irlanda	135.625	170.372	114.222	90.691	121.915	137.432
Letonia	7.267	7.067	38.596	8.421	43.725	133.032
Lituania	8.640	130.707	27.104	24.983	13.986	24.718
Luxemburgo	13.475	11.206	12.020	14.500	9.426	16.296
Italia	5.907	6.497	6.789	11.260	5.030	6.510
Malta	10.086	10.503	8.232	8.146	5.875	6.655
Polonia	146.926	123.962	99.808	146.735	98.389	124.944
Portugal	5.319	9.299	9.489	8.912	5.046	8.648
Republica Checa	20.726	18.730	26.149	27.327	16.885	19.475
Rumania	8.852	9.087	7.872	5.048	9.855	14.409
Ucrania	5.526	6.135	22.554	17.163	19.503	14.110
Suecia	133.769	221.137	222.111	211.059	197.097	168.202
Total CEE	6.580.518	7.825.903	6.683.062	7.974.822	8.759.733	9.391.439
Albania	3.564	3.313	967	3.826	690	
Andorra	26.008	41.067	38.325	49.242	34.337	44.236
Bielorusia		4.519	3.524	5.200	11.580	10.218
Bosnia-Herzegovina			30	181	960	252
Islandia	4.446	6.938	5.024	6.103	2.220	4.170
R. Unido	736.425	1.060.884	452.584	395.707	538.380	694.908
Liechstentein	600	196	681			
Noruega	70.906	66.665	103.656	101.218	80.489	54.861
Rusia	236.916	536.312	397.492	510.833	726.405	802.685
Serbia	3.840	726	242	1.445		1.190
Suiza	882.212	890.962	872.427	1.287.897	808.415	765.528
OTROS						
Total Resto Europa	1.964.917	2.611.582	1.874.952	2.361.652	2.214.210	2.380.220
TOTAL	8.545.435	10.437.485	8.558.014	10.336.474	10.973.943	11.771.659

ASIA, ÁFRICA, AUSTRALIA Y OCEANÍA						
PAÍSES	2016	2017	2018	2019	2020	2021
Australia	38.448	28.139	26.584	41.662	27.534	20.076
Azerbaiyan	36				318	600
Bahrein					780	
Camboya	396	242	60	619	2.622	216
China	110.771	109.235	88.750	54.447	75.349	101.182
Corea	6.317	16.332	6.077	12.061	10.816	141.031
Filipinas	6.570	4.701	5.175	5.686	6.380	9.073
Fiji	480					
Emiratos Arabes	6.732	18.414	5.006	5.496	2.754	17.144
Gabon	90					
Hong Kong	2.017					18.954
India	1.470	605	1.211	302		
Indonesia	630	2.901	5.302		2.850	3.252
Israel	1.806	7.698	12.937	7.532	3.648	5.018
Islas Mauricio	240					
Kazajistan	12.282	2.116	5.018	2.062	1.119	5.077
Kenia	666	2.370	1.015	949	1.001	
Kirguizistan	816					
Japón	146.656	187.525	123.995	144.805	137.280	176.701
Jordania	240	544	423	1.330	1.058	150
Libano	960	1.088	1.602	1.995		240
Liberia	390					
Qatar		484		431	29.042	1.740
Maldivas	960	544	1.355	1.002	480	13.638
Malasia	3.433	3.947	6.409	5.875	5.610	2.232
Marruecos	16.200	12.598	10.906	14.668	17.940	17.610
Myanmar				605		
Namibia		115				
Nueva Caledonia						
Nueva Zelanda	812	1	1.432	1.083	1.670	906
Oman	1.920					
Paraguay			825	242	870	3.750
Polinesia Francesa		169				
R.A.E. Hong Kong		8.080	10.835	11.335	1.363	
Singapur	6.882	6.400	12.964	7.463	8.757	6.409
Sudáfrica	600			181	840	144
Tailandia	1.884	847	181	2.093	924	240
Taiwan	13.758	6.574	20.155	7.392	6.066	4.635
Tanzania						900
Togo	60					
Turquía		448		60	2.220	1.035
Uganda						
Uzbekistán		145				
Vietnam	1.488	302	822	1.826	480	612
OTROS						
TOTAL	386.010	422.564	349.039	333.227	349.771	552.565

AMÉRICA						
PAÍSES	2016	2017	2018	2019	2020	2021
Canada	248.717	215.770	213.554	225.033	176.823	245.448
EEUU	1.138.464	1.218.222	951.761	886.578	668.519	949.760
México	214.656	215.457	204.984	223.795	134.688	157.835
Total	1.601.837	1.649.449	1.370.299	1.335.406	980.030	1.353.043
Antigua y Barbuda						
Argentina	900	2.364	12.573	175		372
Armenia			151		60	180
Aruba		363		91		
Bahamas		6.746			2.316	2.727
Barbados						120
Belice		91				120
Bermudas		169	151	97	558	1.122
Brasil	37.728	69.164	40.164	30.396	33.940	64.288
Chile		121	50	30	120	5.085
Colombia	123.156	100.583	87.623	134.935	229.826	245.532
Costa de Marfil	30		60			
Cuba	5.737	10.174	13.566	6.275	5.016	2.220
Ecuador		14.145	22.278	8.739	10.652	49.177
El Salvador	4.200	2.116	3.022	2.200	2.040	3.570
Ghana			2.720	161	30	1.428
Guatemala	12.318	18.259	13.106	16.431	11.704	10.668
Guam		307	151			
Guinea Ecuatorial	930	362	242	514	1.446	1.058
Honduras		262	790	1.272	522	840
Islas Caimán	636	338	677	846	504	468
Jamaica						168
Nyanmar	600					
Nicaragua	1.248	6.165	1.934	553	3.720	6.282
Panamá	38.640	45.412	46.779	46.815	36.668	50.915
Costa Rica	8.830	12.975	11.062	2.973	15.993	29.426
Perú	98.514	116.844	202.554	142.016	186.408	121.828
Pequeñas Antillas						
Puerto Rico	18.345	18.849	13.295	11.766	10.938	17.052
R. Dominic.	51.759	73.138	71.526	71.115	56.831	88.531
Rota	384				432	360
Seychelles		85		10	18	90
Trinidad		42				
Uruguay		1.632		343	1.200	1.932
Venezuela		1.234	350	2.206	4.314	2.400
OTROS	5.460					
Total	409.415	502.593	544.824	479.959	615.258	707.959
TOTAL	2.011.252	2.152.042	1.915.123	1.815.365	1.595.288	2.061.002

TOTAL MUNDO						
PAÍSES	2016	2017	2018	2019	2020	2021
TOTAL MUNDO	10.942.697	13.012.091	10.822.176	12.485.066	12.919.002	14.385.226