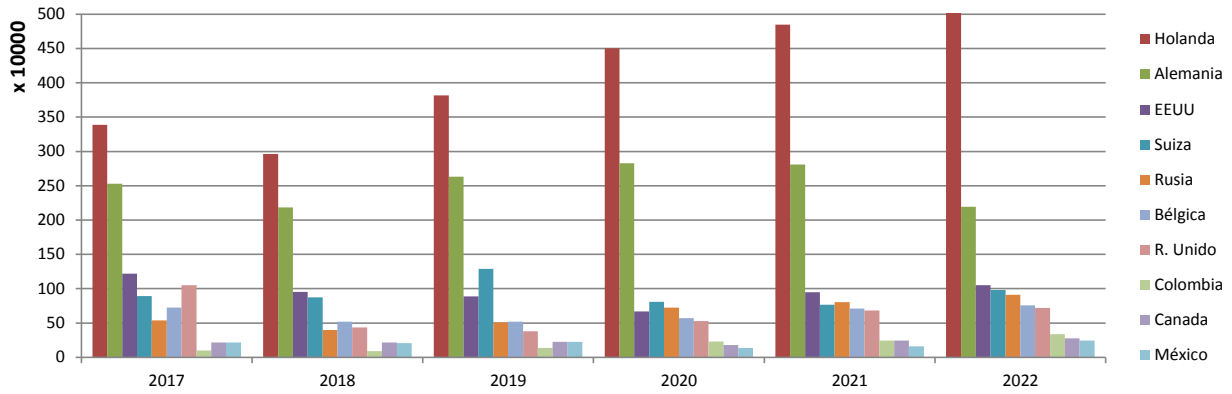




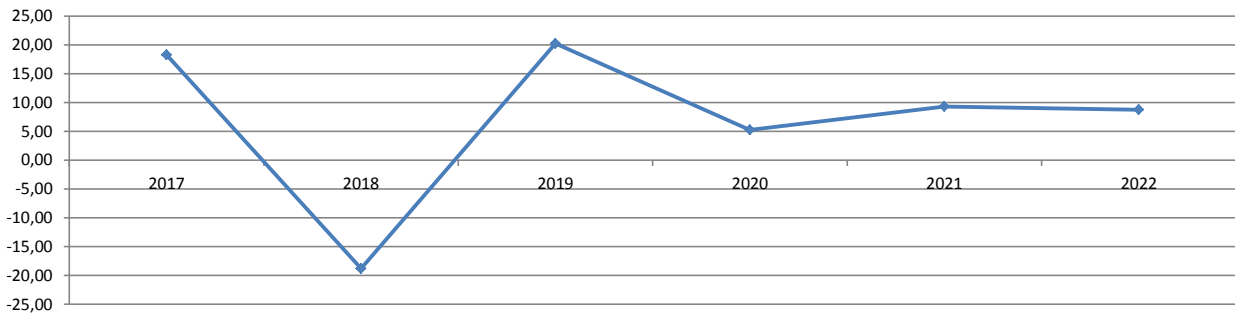
**TOP 10 PAÍSES EVOLUCIÓN ANUAL EXPORTACIONES D.O. RUEDA
VINO BLANCO, ROSADO Y TINTO (BOT. 3/4)**

TOP 10 PAÍSES								
PAÍSES	2017	2018	2019	2020	2021	2022	% s/DO	% crec 2021-2022
Holanda	3.389.379	2.961.312	3.818.047	4.500.281	4.846.242	5.816.708	33,98	20,03
Alemania	2.528.169	2.185.521	2.630.359	2.828.852	2.807.668	2.195.540	19,69	-21,80
EEUU	1.218.222	951.761	886.578	668.519	949.760	1.051.648	6,66	10,73
Suiza	890.962	872.427	1.287.897	808.415	765.528	980.707	5,37	28,11
Rusia	536.312	397.492	510.833	726.405	802.685	910.945	5,63	13,49
Bélgica	723.124	518.103	517.679	571.209	712.205	757.344	4,99	6,34
R. Unido	1.050.011	434.722	380.631	529.440	682.391	718.448	4,79	5,28
Colombia	100.583	87.623	134.935	229.826	245.532	338.130	1,72	37,71
Canada	215.770	213.554	225.033	176.823	245.448	275.120	1,72	12,09
México	215.457	204.984	223.795	134.688	157.835	243.899	1,11	54,53
TOTAL TOP 10 Países	10.867.989	8.827.499	10.615.787	11.174.458	12.215.294	13.288.489		
% crecimiento	18,26	-18,78	20,26	5,26	9,31	8,79		
% Top 10 s/total DO	83,52	81,57	85,03	86,50	85,66	86,42		
TOTAL EXPORT DO RUEDA	13.012.091	10.822.176	12.485.066	12.919.002	14.260.426	15.376.829		7,83

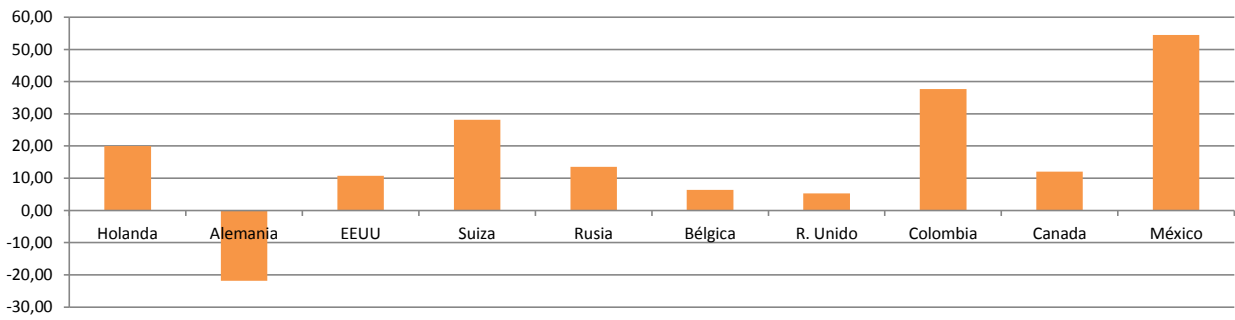
TOP 10 Países. Evolución anual exportaciones DO Rueda Vino Blanco, Rosado y Tinto (Bot 3/4)



TOP 10 países. Tasa de crecimiento total exportaciones DO Rueda



TOP 10 países. Tasa de crecimiento de las exportaciones DO Rueda 2021-2022





EVOLUCIÓN ANUAL EXPORTACIONES D.O. RUEDA VINO BLANCO, ROSADO Y

TOTAL MUNDO						
PAÍSES	2017	2018	2019	2020	2021	2022
TOTAL MUNDO	13.012.091	10.822.176	12.485.066	12.919.002	14.260.426	15.376.829

EUROPA						
PAÍSES	2017	2018	2019	2020	2021	2022
Alemania	2.528.169	2.185.521	2.630.359	2.828.852	2.807.668	2.195.540
Austria	56.347	41.622	40.002	27.370	22.431	24.102
Bélgica	723.124	518.103	517.679	571.209	712.205	757.344
Bulgaria	11.556	41.687	10.346	2.406	4.754	3.300
Chipre	3.928	6.157	5.371	4.236	3.148	4.811
Croacia	151	2.363		1.572	300	723
Dinamarca	151.943	105.776	185.234	87.556	138.260	121.142
Eslovaquia	3.664	2.506	5.212	4.488	4.818	3.206
Eslovenia	0	0	48	770	132	1.044
Estonia	29.252	15.995	14.725	13.308	12.140	21.608
Finlandia	15.499	15.799	7.736	24.435	13.858	42.724
Francia	179.649	183.721	159.794	142.136	144.045	161.662
Grecia	278	302	520	288	1.811	2.032
Holanda	3.389.379	2.961.312	3.818.047	4.500.281	4.846.242	5.816.708
Hungría	7.839	5.722	3.896	2.768	3.054	5.376
Irlanda	170.372	114.222	90.691	121.915	137.432	138.770
Letonia	7.067	38.596	8.421	43.725	8.232	42.020
Lituania	130.707	27.104	24.983	13.986	24.718	79.304
Luxemburgo	11.206	12.020	14.500	9.426	16.296	11.168
Italia	6.497	6.789	11.260	5.030	6.510	12.092
Malta	10.503	8.232	8.146	5.875	6.655	6.300
Polonia	123.962	99.808	146.735	98.389	124.944	126.818
Portugal	9.299	9.489	8.912	5.046	8.648	18.171
Republica Checa	18.730	26.149	27.327	16.885	19.475	16.949
Rumania	9.087	7.872	5.048	9.855	14.409	7.626
Suecia	221.137	222.111	211.059	197.097	168.202	153.162
Total UE	7.819.345	6.658.978	7.956.051	8.738.904	9.250.387	9.773.702
Albania	3.313	967	3.826	690	0	360
Andorra	41.067	38.325	49.242	34.337	44.236	69.623
Bielorusia	4.519	3.524	5.200	11.580	10.218	5.850
Bosnia-Herzegovina	0	30	181	960	252	60
Islandia	6.938	5.024	6.103	2.220	4.170	2.541
Liechstentein	196	681	0	0	0	0
Moldavia	0	0	0	10.734	2.172	0
Mónaco	0	0	0	0	0	0
Noruega	66.665	103.656	101.218	80.489	54.861	77.645
R. Unido	1.050.011	434.722	380.631	529.440	682.391	718.448
Rusia	536.312	397.492	510.833	726.405	802.685	910.945
Serbia	726	242	1.445	0	1.190	11.429
Suiza	890.962	872.427	1.287.897	808.415	765.528	980.707
Ucrania	6.135	22.554	17.163	19.503	14.110	14.509
Total Resto Europa	2.606.844	1.879.644	2.363.739	2.224.773	2.381.813	2.792.117
TOTAL EUROPA	10.426.189	8.538.622	10.319.790	10.963.677	11.632.200	12.565.819

OTROS PAÍSES						
PAÍSES	2017	2018	2019	2020	2021	2022
Canada	215.770	213.554	225.033	176.823	245.448	275.120
EEUU	1.218.222	951.761	886.578	668.519	949.760	1.051.648
México	215.457	204.984	223.795	134.688	157.835	243.899
Australia	28.139	26.584	41.662	27.534	20.076	22.080
China	109.235	88.750	54.447	75.349	101.182	62.463
Hong Kong	8.080	10.835	11.335	1.363	18.954	8.744
Japón	187.525	123.995	144.805	137.280	176.701	169.198
Puerto Rico	18.849	13.295	11.766	10.938	17.052	18.686
TOTAL OTROS PAÍSES	2.001.277	1.633.758	1.599.421	1.232.494	1.687.008	1.851.838

RESTO MUNDO						
PAÍSES	2017	2018	2019	2020	2021	2022
Antigua y Barbuda	0	0	0	0	0	0
Antillas Holandesas	0	0	0	0	0	0
Antillas Menores	0	0	0	0	0	0
Antillas Neerlandesas	423	1.530	1.608	1.326	2.142	2.736
Argentina	2.364	12.573	175	0	372	252
Armenia	0	151	0	60	180	90
Aruba	363	0	91	0	0	0
Azerbaiyan	0	0	0	318	600	510
Bahamas	6.746	0	0	2.316	2.727	2.282
Bahrein	0	0	0	780	0	900
Barbados	0	0	0	0	120	90
Belice	91	0	0	0	120	0
Bermudas	169	151	97	558	1.122	600
Bolivia	0	0	0	0	0	1.230
Brasil	69.164	40.164	30.396	33.940	64.288	18.279
Cabo Verde	0	0	0	0	0	60
Camboya	242	60	619	2.622	216	746
Chile	121	50	30	120	5.085	1.800
Colombia	100.583	87.623	134.935	229.826	245.532	338.130
Corea	16.332	6.077	12.061	10.816	141.031	16.750
Costa de Marfil	0	60	0	0	0	0
Costa Rica	12.975	11.062	2.973	15.993	29.426	31.050
Cuba	10.174	13.566	6.275	5.016	2.220	8.638
Curazao	0	0	0	0	0	810
Ecuador	14.145	22.278	8.739	10.652	49.177	20.433
El Salvador	2.116	3.022	2.200	2.040	3.570	11.194
Emiratos Arabes	18.414	5.006	5.496	2.754	17.144	28.992
Fiji	0	0	0	0	0	0
Filipinas	4.701	5.175	5.686	6.380	9.073	11.894
Gabon	0	0	0	0	0	0
Ghana	0	2.720	161	30	1.428	420
Gibraltar	10.873	17.862	14.931	8.940	12.517	18.888
Guam	307	151	0	0	0	0
Guatemala	18.259	13.106	16.431	11.704	10.668	14.868
Guinea Ecuatorial	362	242	514	1.446	1.058	1.146
Guyana	0	0	0	0	0	30
Honduras	262	790	1.272	522	840	2.148
India	605	1.211	302	0	0	1.538
Indonesia	2.901	5.302	0	2.850	3.252	4.200
Islas Caimán	338	677	846	504	468	1.404
Islas Guadalupe	0	0	0	0	0	0

Islas Maldivas	0	0	0	0	0	0
Islas Mauricio	0	0	0	0	0	0
Islas Turcas y Caicos	0	0	145	0	0	0
Islas Virgenes	0	0	0	0	0	0
Islas Virgenes de los Estados Unidos	653	0	0	2	0	240
Israel	7.698	12.937	7.532	3.648	5.018	13.384
Jamaica	0	0	0	0	168	0
Jordania	544	423	1.330	1.058	150	1.080
Kazajistan	2.116	5.018	2.062	1.119	5.077	5.026
Kenia	2.370	1.015	949	1.001	0	4.080
Kirguizistan	0	0	0	0	0	0
Laos	0	0	25	0	0	0
Libano	1.088	1.602	1.995	0	240	240
Liberia	0	0	0	0	0	0
Malasia	3.947	6.409	5.875	5.610	2.232	9.612
Maldivas	544	1.355	1.002	480	13.638	3.002
Marruecos	12.598	10.906	14.668	17.940	17.610	21.858
Myanmar	0	0	605	0	0	0
Namibia	115	0	0	0	0	0
Nicaragua	6.165	1.934	553	3.720	6.282	3.720
Nigeria	0	0	0	0	0	0
Nueva Caledonia	0	0	0	0	0	0
Nueva Zelanda	1	1.432	1.083	1.670	906	312
Nyanmar	0	0	0	0	0	0
Oman	0	0	0	0	0	0
Panamá	45.412	46.779	46.815	36.668	50.915	85.704
Paraguay	0	825	242	870	3.750	423
Pequeñas Antillas	0	0	0	0	0	0
Perú	116.844	202.554	142.016	186.408	121.828	120.169
Polinesia Francesa	169	0	0	0	0	360
Qatar	484	0	431	29.042	1.740	24.426
R. Dominic.	73.138	71.526	71.115	56.831	88.531	79.122
Rota	0	0	0	432	360	54
Sanla Lucia	0	0	0	0	0	690
Seychelles	85	0	10	18	90	288
Singapur	6.400	12.964	7.463	8.757	6.409	8.728
Sudáfrica	0	0	181	840	144	3.120
Tailandia	847	181	2.093	924	240	876
Taiwan	6.574	20.155	7.392	6.066	4.635	9.654
Tanzania	0	0	0	0	900	0
Togo	0	0	0	0	0	0
Trinidad	42	0	0	0	0	0
Turquía	448	0	60	2.220	1.035	6.000
Uganda	0	0	0	0	0	180
Uruguay	1.632	0	343	1.200	1.932	3.524
Uzbekistán	145	0	0	0	0	210
Venezuela	1.234	350	2.206	4.314	2.400	9.270
Vietnam	302	822	1.826	480	612	1.712
Otros 1	0	0	0	0	0	0
Otros 2	0	0	0	0	0	0
Otros 4	0	0	0	0	0	0
TOTAL RESTO MUNDO	584.625	649.796	565.855	722.831	941.218	959.172