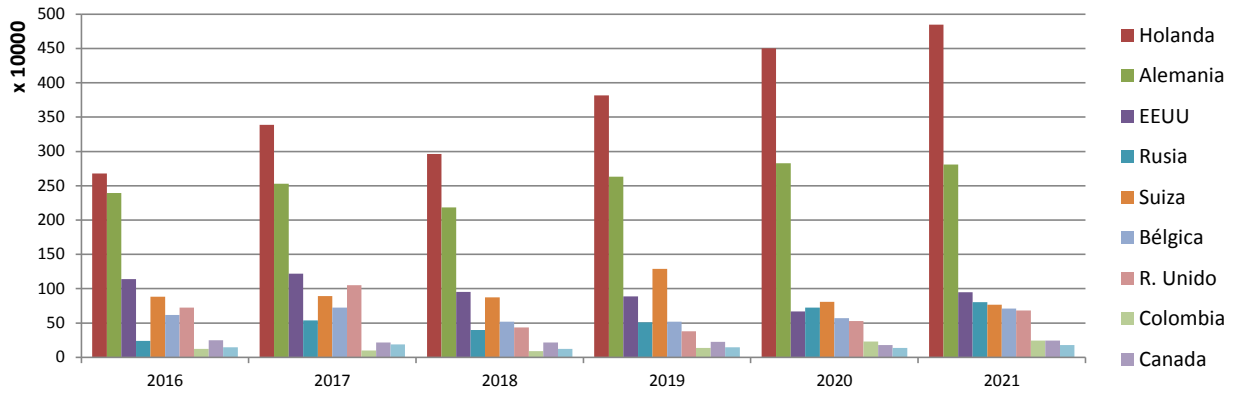




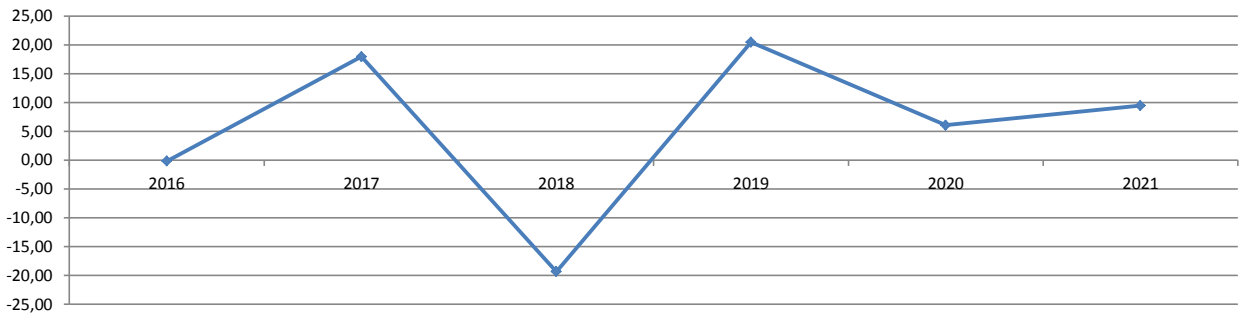
**TOP 10 PAÍSES EVOLUCIÓN ANUAL EXPORTACIONES D.O. RUEDA  
VINO BLANCO, ROSADO Y TINTO (BOT. 3/4)**

TOP 10 PAÍSES								
PAÍSES	2016	2017	2018	2019	2020	2021	% s/DO	% crec 2020-2021
Holanda	2.680.038	3.389.379	2.961.312	3.818.047	4.500.281	4.846.242	33,69	7,69
Alemania	2.393.874	2.528.169	2.185.521	2.630.359	2.828.852	2.807.668	19,52	-0,75
EEUU	1.138.464	1.218.222	951.761	886.578	668.519	949.760	6,60	42,07
Rusia	236.916	536.312	397.492	510.833	726.405	802.685	5,58	10,50
Suiza	882.212	890.962	872.427	1.287.897	808.415	765.528	5,32	-5,31
Bélgica	617.326	723.124	518.103	517.679	571.209	712.205	4,95	24,68
R. Unido	722.177	1.050.011	434.722	380.631	529.440	682.391	4,74	28,89
Colombia	123.156	100.583	87.623	134.935	229.826	245.532	1,71	6,83
Canada	248.717	215.770	213.554	225.033	176.823	245.448	1,71	38,81
Japón	146.656	187.525	123.995	144.805	137.280	176.701	1,23	28,72
<b>TOTAL TOP 10 Países</b>	<b>9.189.536</b>	<b>10.840.057</b>	<b>8.746.510</b>	<b>10.536.797</b>	<b>11.177.050</b>	<b>12.234.160</b>		
% crecimiento	-0,15	17,96	-19,31	20,47	6,08	9,46		
% Top 10 s/total DO	83,98	83,31	80,82	84,40	86,52	85,05		
<b>TOTAL EXPORT DO RUEDA</b>	<b>10.942.697</b>	<b>13.012.091</b>	<b>10.822.176</b>	<b>12.485.066</b>	<b>12.919.002</b>	<b>14.385.226</b>		<b>11,35</b>

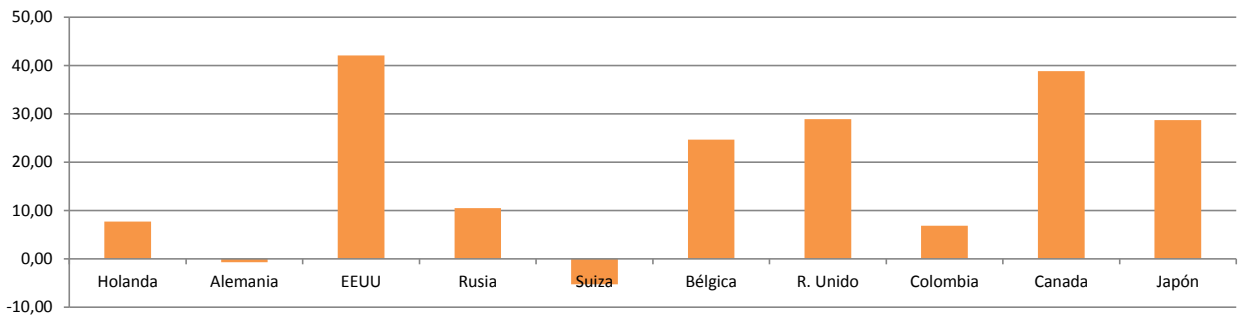
**TOP 10 Países. Evolución anual exportaciones DO Rueda Vino Blanco, Rosado y Tinto (Bot 3/4)**



**TOP 10 países. Tasa de crecimiento total exportaciones DO Rueda**



**TOP 10 países. Tasa de crecimiento de las exportaciones DO Rueda 2020-2021**





## EVOLUCIÓN ANUAL EXPORTACIONES D.O. RUEDA VINO BLANCO, ROSADO Y TINTO (BOT. DE 3/4)

TOTAL MUNDO						
PAÍSES	2016	2017	2018	2019	2020	2021
<b>TOTAL MUNDO</b>	<b>10.942.697</b>	<b>13.012.091</b>	<b>10.822.176</b>	<b>12.485.066</b>	<b>12.919.002</b>	<b>14.385.226</b>

EUROPA						
PAÍSES	2016	2017	2018	2019	2020	2021
Alemania	2.393.874	2.528.169	2.185.521	2.630.359	2.828.852	2.807.668
Austria	39.110	56.347	41.622	40.002	27.370	22.431
Bélgica	617.326	723.124	518.103	517.679	571.209	712.205
Bulgaria	8.014	11.556	41.687	10.346	2.406	4.754
Chipre	5.700	3.928	6.157	5.371	4.236	3.148
Croacia	150	151	2.363	0	1.572	300
Dinamarca	129.046	151.943	105.776	185.234	87.556	138.260
Eslovaquia	5.622	3.664	2.506	5.212	4.488	4.818
Eslovenia	0	0	0	48	770	132
Estonia	11.382	29.252	15.995	14.725	13.308	12.140
Finlandia	19.318	15.499	15.799	7.736	24.435	13.858
Francia	162.160	179.649	183.721	159.794	142.136	144.045
Grecia	0	278	302	520	288	1.811
Holanda	2.680.038	3.389.379	2.961.312	3.818.047	4.500.281	4.846.242
Hungría	5.520	7.839	5.722	3.896	2.768	3.054
Irlanda	135.625	170.372	114.222	90.691	121.915	137.432
Letonia	7.267	7.067	38.596	8.421	43.725	133.032
Lituania	8.640	130.707	27.104	24.983	13.986	24.718
Luxemburgo	13.475	11.206	12.020	14.500	9.426	16.296
Italia	5.907	6.497	6.789	11.260	5.030	6.510
Malta	10.086	10.503	8.232	8.146	5.875	6.655
Polonia	146.926	123.962	99.808	146.735	98.389	124.944
Portugal	5.319	9.299	9.489	8.912	5.046	8.648
Republica Checa	20.726	18.730	26.149	27.327	16.885	19.475
Rumania	8.852	9.087	7.872	5.048	9.855	14.409
Suecia	133.769	221.137	222.111	211.059	197.097	168.202
<b>Total UE</b>	<b>6.573.852</b>	<b>7.819.345</b>	<b>6.658.978</b>	<b>7.956.051</b>	<b>8.738.904</b>	<b>9.375.187</b>
Albania	3.564	3.313	967	3.826	690	0
Andorra	26.008	41.067	38.325	49.242	34.337	44.236
Bielorusia	0	4.519	3.524	5.200	11.580	10.218
Bosnia-Herzegovina	0	0	30	181	960	252
Islandia	4.446	6.938	5.024	6.103	2.220	4.170
Liechstentein	600	196	681	0	0	0
Moldavia	0	0	0	0	10.734	2.172
Mónaco	0	0	0	0	0	0
Noruega	70.906	66.665	103.656	101.218	80.489	54.861
R. Unido	722.177	1.050.011	434.722	380.631	529.440	682.391
Rusia	236.916	536.312	397.492	510.833	726.405	802.685
Serbia	3.840	726	242	1.445	0	1.190
Suiza	882.212	890.962	872.427	1.287.897	808.415	765.528
Ucrania	5.526	6.135	22.554	17.163	19.503	14.110
<b>Total Resto Europa</b>	<b>1.956.195</b>	<b>2.606.844</b>	<b>1.879.644</b>	<b>2.363.739</b>	<b>2.224.773</b>	<b>2.381.813</b>
<b>TOTAL EUROPA</b>	<b>8.530.047</b>	<b>10.426.189</b>	<b>8.538.622</b>	<b>10.319.790</b>	<b>10.963.677</b>	<b>11.757.000</b>

OTROS PAÍSES						
PAÍSES	2016	2017	2018	2019	2020	2021
Canada	248.717	215.770	213.554	225.033	176.823	245.448
EEUU	1.138.464	1.218.222	951.761	886.578	668.519	949.760
México	214.656	215.457	204.984	223.795	134.688	157.835
Australia	38.448	28.139	26.584	41.662	27.534	20.076
China	110.771	109.235	88.750	54.447	75.349	101.182
Hong Kong	2.017	8.080	10.835	11.335	1.363	18.954
Japón	146.656	187.525	123.995	144.805	137.280	176.701
Puerto Rico	18.345	18.849	13.295	11.766	10.938	17.052
<b>TOTAL OTROS PAÍSES</b>	<b>1.918.074</b>	<b>2.001.277</b>	<b>1.633.758</b>	<b>1.599.421</b>	<b>1.232.494</b>	<b>1.687.008</b>

RESTO MUNDO						
PAÍSES	2016	2017	2018	2019	2020	2021
Antigua y Barbuda	0	0	0	0	0	0
Antillas Holandesas	1.140	0	0	0	0	0
Antillas Menores	0	0	0	0	0	0
Antillas Neerlandesas	0	423	1.530	1.608	1.326	2.142
Argentina	900	2.364	12.573	175	0	372
Armenia	0	0	151	0	60	180
Aruba	0	363	0	91	0	0
Azerbaiyan	36	0	0	0	318	600
Bahamas	0	6.746	0	0	2.316	2.727
Bahrein	0	0	0	0	780	0
Barbados	0	0	0	0	0	120
Belice	0	91	0	0	0	120
Bermudas	0	169	151	97	558	1.122
Brasil	37.728	69.164	40.164	30.396	33.940	64.288
Camboya	396	242	60	619	2.622	216
Chile	0	121	50	30	120	5.085
Colombia	123.156	100.583	87.623	134.935	229.826	245.532
Corea	6.317	16.332	6.077	12.061	10.816	141.031
Costa de Marfil	30	0	60	0	0	0
Costa Rica	8.830	12.975	11.062	2.973	15.993	29.426
Cuba	5.737	10.174	13.566	6.275	5.016	2.220
Ecuador	0	14.145	22.278	8.739	10.652	49.177
El Salvador	4.200	2.116	3.022	2.200	2.040	3.570
Emiratos Arabes	6.732	18.414	5.006	5.496	2.754	17.144
Fiji	480	0	0	0	0	0
Filipinas	6.570	4.701	5.175	5.686	6.380	9.073
Gabon	90	0	0	0	0	0
Ghana	0	0	2.720	161	30	1.428
Gibraltar	14.008	10.873	17.862	14.931	8.940	12.517
Guam	0	307	151	0	0	0
Guatemala	12.318	18.259	13.106	16.431	11.704	10.668
Guinea Ecuatorial	930	362	242	514	1.446	1.058
Honduras	0	262	790	1.272	522	840
India	1.470	605	1.211	302	0	0
Indonesia	630	2.901	5.302	0	2.850	3.252
Islas Caimán	636	338	677	846	504	468
Islas Guadalupe	0	0	0	0	0	0
Islas Maldivas	0	0	0	0	0	0
Islas Mauricio	240	0	0	0	0	0
Islas Turcas y Caicos	0	0	0	145	0	0
Islas Virgenes	240	0	0	0	0	0

Islas Vírgenes de los Estados Unidos	0	653	0	0	2	0
Israel	1.806	7.698	12.937	7.532	3.648	5.018
Jamaica	0	0	0	0	0	168
Jordania	240	544	423	1.330	1.058	150
Kazajistan	12.282	2.116	5.018	2.062	1.119	5.077
Kenia	666	2.370	1.015	949	1.001	0
Kirguizistan	816	0	0	0	0	0
Laos	0	0	0	25	0	0
Libano	960	1.088	1.602	1.995	0	240
Liberia	390	0	0	0	0	0
Malasia	3.433	3.947	6.409	5.875	5.610	2.232
Maldivas	960	544	1.355	1.002	480	13.638
Marruecos	16.200	12.598	10.906	14.668	17.940	17.610
Myanmar	0	0	0	605	0	0
Namibia	0	115	0	0	0	0
Nicaragua	1.248	6.165	1.934	553	3.720	6.282
Nigeria	0	0	0	0	0	0
Nueva Caledonia	0	0	0	0	0	0
Nueva Zelanda	812	1	1.432	1.083	1.670	906
Nyanmar	600	0	0	0	0	0
Oman	1.920	0	0	0	0	0
Panamá	38.640	45.412	46.779	46.815	36.668	50.915
Paraguay	0	0	825	242	870	3.750
Pequeñas Antillas	0	0	0	0	0	0
Perú	98.514	116.844	202.554	142.016	186.408	121.828
Polinesia Francesa	0	169	0	0	0	0
Qatar	0	484	0	431	29.042	1.740
R. Dominic.	51.759	73.138	71.526	71.115	56.831	88.531
Rota	384	0	0	0	432	360
Seychelles	0	85	0	10	18	90
Singapur	6.882	6.400	12.964	7.463	8.757	6.409
Sudáfrica	600	0	0	181	840	144
Tailandia	1.884	847	181	2.093	924	240
Taiwan	13.758	6.574	20.155	7.392	6.066	4.635
Tanzania	0	0	0	0	0	900
Togo	60	0	0	0	0	0
Trinidad	0	42	0	0	0	0
Turquía	0	448	0	60	2.220	1.035
Uganda	0	0	0	0	0	0
Uruguay	0	1.632	0	343	1.200	1.932
Uzbekistán	0	145	0	0	0	0
Venezuela	0	1.234	350	2.206	4.314	2.400
Vietnam	1.488	302	822	1.826	480	612
Otros 1	0	0	0	0	0	0
Otros 2	0	0	0	0	0	0
Otros 4	5.460	0	0	0	0	0
<b>TOTAL RESTO MUNDO</b>	<b>494.576</b>	<b>584.625</b>	<b>649.796</b>	<b>565.855</b>	<b>722.831</b>	<b>941.218</b>