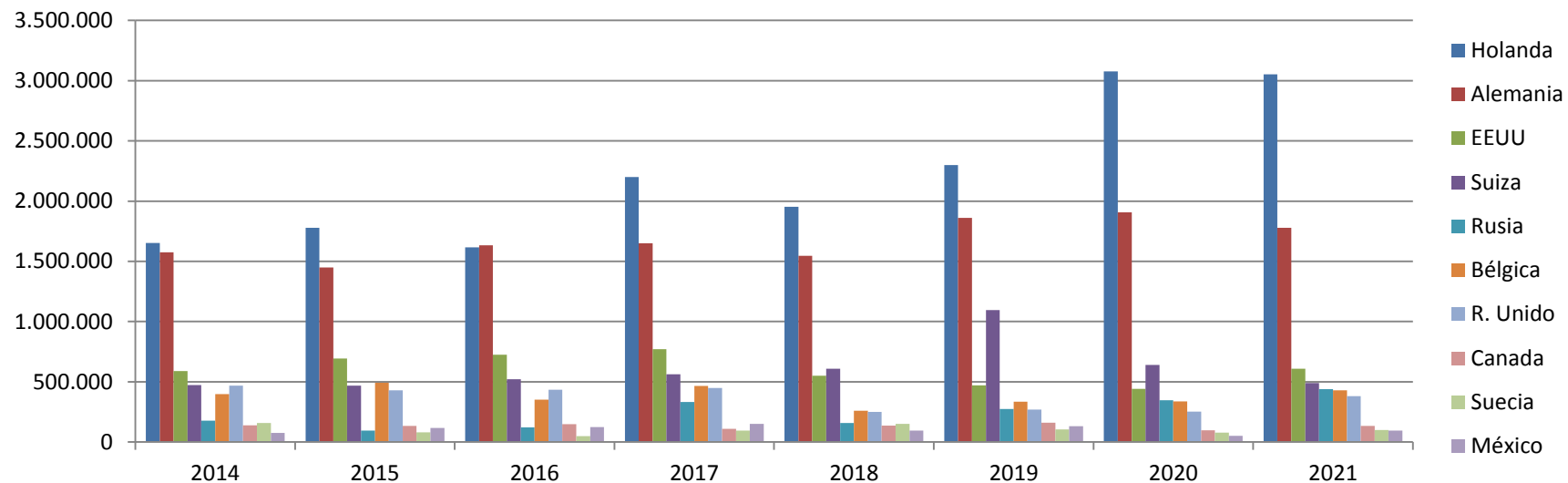




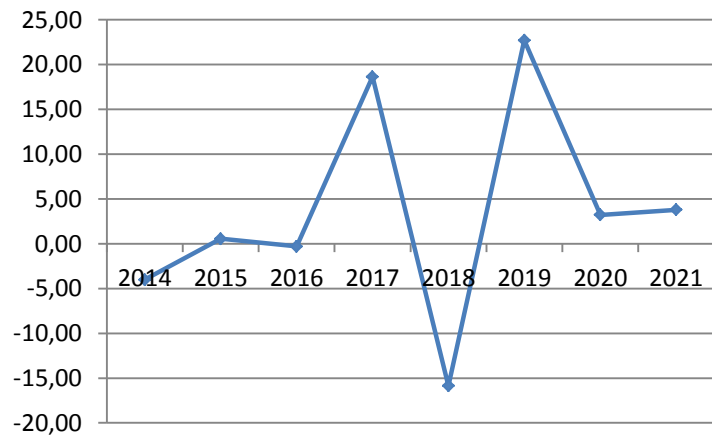
**TOP 10 PAÍSES EVOLUCIÓN 1º PERÍODO (1ENERO-31JULIO) EXPORTACIONES D.O.
RUEDA VINO BLANCO , ROSADO Y TINTO (BOT. 3/4)**

TOP 10 PAÍSES										
PAÍSES	2014	2015	2016	2017	2018	2019	2020	2021	% s/DO	% crec 2020-2021
Holanda	1.651.440	1.778.710	1.615.257	2.200.973	1.953.389	2.300.339	3.076.194	3.052.932	37,35	-0,76
Alemania	1.576.066	1.448.176	1.632.682	1.648.983	1.546.989	1.862.000	1.906.101	1.778.179	23,14	-6,71
EEUU	589.456	692.981	723.646	771.722	550.888	469.325	442.283	607.869	5,37	37,44
Suiza	473.876	468.988	519.947	561.159	607.911	1.096.092	640.679	489.684	7,78	-23,57
Rusia	176.111	95.093	120.656	332.329	157.771	274.662	347.186	439.310	4,22	26,53
Bélgica	396.659	491.727	351.739	464.821	258.583	335.235	337.822	429.820	4,10	27,23
R. Unido	467.340	430.113	433.298	448.582	250.862	269.825	253.102	380.185	3,07	50,21
Canada	139.371	133.035	148.055	108.790	135.255	161.047	98.296	133.931	1,19	36,25
Suecia	157.938	79.702	49.059	95.795	151.489	104.665	77.109	99.178	0,94	28,62
México	74.440	116.268	123.656	151.288	95.336	132.209	51.720	93.783	0,63	81,33
TOTAL TOP 10 Países	5.702.697	5.734.793	5.717.995	6.784.442	5.708.473	7.005.399	7.230.492	7.504.871		
% crecimiento	-4,02	0,56	-0,29	18,65	-15,86	22,72	3,21	3,79		
% Top 10 s/total DO	#N/A	#N/A	84,98	85,53	82,96	86,80	87,79	83,31		
TOTAL EXPORT DO RUEDA	#N/A	#N/A	6.728.977	7.932.536	6.880.802	8.070.395	8.236.384	9.007.932		9,37

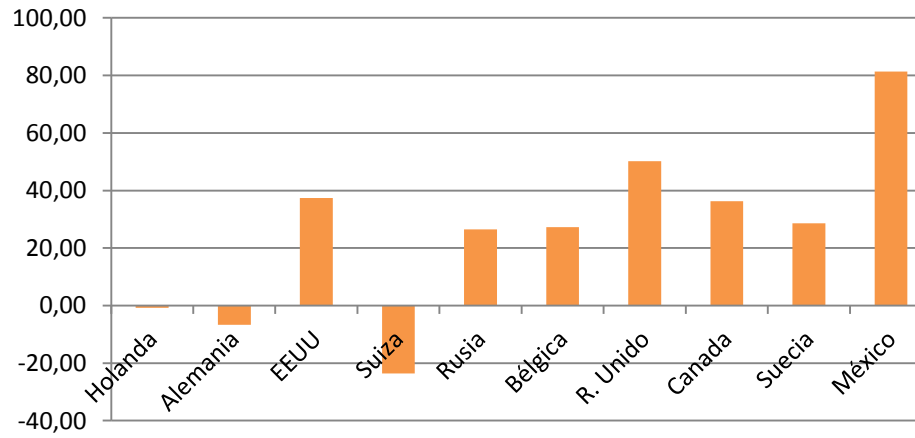
TOP 10 Países evolución anual exportaciones DO Rueda Vino Blanco, Rosado y Tinto (Bot 3/4)



Tasa de crecimiento de las exportaciones DO Rueda



Tasa de crecimiento de las exportaciones DO Rueda 2020-2021



EVOLUCIÓN 1º PERÍODO (1ENERO-31JULIO)
EXPORTACIONES D.O. RUEDA VINO BLANCO, ROSADO Y
TINTO (BOT. DE 3/4)

1/3

EUROPA						
PAÍSES	2016	2017	2018	2019	2020	2021
Alemania	1.632.682	1.648.983	1.546.989	1.862.000	1.906.101	1.778.179
Austria	24.900	39.221	25.348	26.761	20.323	15.621
Bélgica	351.739	464.821	258.583	335.235	337.822	429.820
Bulgaria	4.702	9.284	41.470	8.097	1.926	3.368
Chipre	5.280	3.747	2.333	2.050	2.416	1.918
Croacia	120	151	1.227			60
Dinamarca	101.578	112.634	73.065	145.254	56.357	104.408
Eslovaquia	4.722	2.080	1.369	2.817	4.284	2.664
Eslovenia					576	0
Estonia	5.862	18.310	6.252	8.674	9.486	6.257
Finlandia	15.681	8.807	12.672	2.735	20.684	9.586
Francia	116.292	122.544	142.667	106.015	106.987	90.117
Grecia		218	302	375	144	599
Holanda	1.615.257	2.200.973	1.953.389	2.300.339	3.076.194	3.052.932
Hungría	3.022	5.085	3.365	1.874	1.802	1.548
Irlanda	78.431	92.008	71.232	52.309	82.731	87.242
Italia	4.415	4.490	5.381	8.427	3.642	3.000
Letonia	5.125	5.078	21.519	6.651	29.328	128.628
Lituania	3.984	69.779	6.828	19.819	6.216	8.140
Luxemburgo	11.769	6.690	7.498	9.392	7.644	11.802
Malta	7.848	7.108	5.996	4.075	4.002	4.177
Polonia	65.272	48.401	62.352	112.611	68.559	80.718
Portugal	4.239	7.842	5.398	7.308	3.438	2.059
Republica Checa	13.696	10.951	18.108	20.158	11.041	9.402
Rumania	5.630	6.064	5.748	3.787	6.173	6.753
Ucrania	3.798	3.391	18.329	6.072	12.621	7.300
Suecia	49.059	95.795	151.489	104.665	77.109	99.178
Total CEE	4.135.103	4.994.455	4.448.909	5.157.500	5.857.606	5.945.476
Albania		3.313	967	3.826		
Andorra	16.749	25.017	21.932	28.998	19.519	20.174
Bielorusia		2.488	526	817	5.670	2.058
Bosnia-Herzegovina				60		24
Islandia	3.036	4.182	2.455	3.987	1.800	1.110
R. Unido	433.298	448.582	250.862	269.825	253.102	380.185
Moldavia					72	2.172
Noruega	44.260	43.194	74.168	68.133	57.961	37.322
Rusia	120.656	332.329	157.771	274.662	347.186	439.310
Serbia	3.240	726	242	840		740
Suiza	519.947	561.159	607.911	1.096.092	640.679	489.684
OTROS						
Total Resto Europa	1.141.186	1.421.186	1.116.834	1.747.240	1.325.989	1.372.779
TOTAL	5.276.289	6.415.641	5.565.743	6.904.740	7.183.595	7.318.255

ASIA, ÁFRICA, AUSTRALIA Y OCEANÍA						
PAÍSES	2016	2017	2018	2019	2020	2021
Australia	30.203	21.725	12.754	18.365	20.874	11.676
Azerbaiyan	36				48	480
Bahrein						
Camboya		242	60	181	96	24
China	79.618	67.383	50.098	15.156	25.702	73.442
Corea	3.580	11.012	4.565	10.126	6.724	128.226
Filipinas	2.922	3.804	985	3.782	3.638	2.551
Emiratos Arabes	4.092	4.909	2.455	1.793	1.134	12.582
Hong Kong	967					
India	1.470	605	1.211			
Indonesia	606	36	3.083			1.452
Israel	600	6.680	10.694	7.230	1.320	2.942
Kazajistan	4.056	484	1.995	1.155	1.119	4.165
Kenia	138	272	1.015	828	540	
Kirguizistan	516					
Japón	92.556	104.730	73.067	75.092	52.348	130.429
Jordania	120	121	181	786	782	150
Laos				25		
Libano			877	846		240
Liberia	390					
Qatar				431	28.502	600
Maldivas	840	544	1.161	260		360
Malasia	2.485	725	4.033	3.650	5.520	1.380
Marruecos	4.800	5.441	7.061	4.730	6.702	9.930
Nueva Caledonia						
Nueva Zelanda	660	1	827	1.083	630	6
Paraguay					210	900
Polinesia Francesa		169				
R.A.E. Hong Kong		4.018	6.580	5.966	799	15.684
Singapur	4.698	3.451	9.117	3.962	4.910	4.333
Sudáfrica	600					120
Tailandia	902	484	181	1.187		240
Taiwan	11.238	4.274	18.069	2.261	774	3.072
Togo	60					
Turquía				60	60	
Vietnam	432	278	242	1.584	360	372
OTROS						
TOTAL	248.585	241.388	210.311	160.539	162.792	405.356

AMÉRICA						
PAÍSES	2016	2017	2018	2019	2020	2021
Canada	148.055	108.790	135.255	161.047	98.296	133.931
EEUU	723.646	771.722	550.888	469.325	442.283	607.869
México	123.656	151.288	95.336	132.209	51.720	93.783
Total	995.357	1.031.800	781.479	762.581	592.299	835.583
Antillas Menores						
Antigua y Barbuda						
Argentina	240	2.086	1.112	48		372
Armenia			151			180
Aruba				91		
Bahamas					1.908	1.911
Bermudas		169	151	97	258	420
Brasil	24.408	29.186	25.202	20.668	3.456	46.932
Chile				30		300
Colombia	43.230	42.485	21.460	75.720	149.732	168.186
Costa de Marfil			60			
Cuba	2.808	5.097	11.662	3.644	3.084	1.998
Ecuador		1.088	14.624	4.096	1.320	9.172
El Salvador	1.950	1.088	2.780	1.209	2.040	2.430
Ghana			1.209	161	30	228
Guatemala	10.848	13.583	8.494	12.803	6.552	6.246
Guinea Ecuatorial	660		121	393	828	908
Honduras		262	306	1.259	462	840
Islas Caimán	516	338	508	677	168	468
Islas Guadalupe						
Nyanmar	600					
Nicaragua	852	5.017	60		1.020	1.200
Panamá	21.054	23.712	26.058	26.271	23.418	26.042
Costa Rica	6.306	10.249	6.015	1.843	4.194	15.305
Perú	50.820	59.897	160.302	57.039	68.790	111.058
Puerto Rico	12.190	15.283	9.589	6.536	6.690	4.122
R. Dominic.	26.540	32.383	33.369	28.706	19.038	48.110
Rota	264				288	198
Seychelles		85		5	18	
Trinidad		42				
Uruguay		423		242	1.200	192
Venezuela		1.234	36	997	3.204	1.920
OTROS	5.460					
Total	208.746	243.707	323.269	242.535	297.698	448.738
TOTAL	1.204.103	1.275.507	1.104.748	1.005.116	889.997	1.284.321

TOTAL MUNDO						
PAÍSES	2016	2017	2018	2019	2020	2021
TOTAL MUNDO	6.728.977	7.932.536	6.880.802	8.070.395	8.236.384	9.007.932